

GATES HYDRAULIC

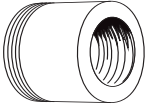
GATES GLOBALSPIRAL (GS) COUPLINGS

**Ferrules
For 2-Spiral Hose**



PRODUCT I.D.		HOSE I.D. (IN.)	"A" LENGTH (IN.)	O.D. (IN.)
RB&H #	GLOBAL RB&H #			
12GS1F-2	G20995-0212	3/4	1.72	1.57

**Ferrules
For 4-Spiral Hose**



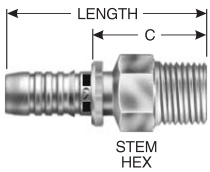
PRODUCT I.D.		HOSE I.D. (IN.)	"A" LENGTH (IN.)	O.D. (IN.)
RB&H #	GLOBAL RB&H #			
6GS1F-4	G20995-0406	3/8	1.43	1.25
8GS1F-4	G20995-0408	1/2	1.44	1.35
10GS1F-4	G20995-0410	5/8	1.88	1.64
12GS1F-4	G20995-0412	3/4	2.00	1.80
16GS1F-4	G20995-0416	1	2.22	2.07
20GS1F-4	G20995-0420	1 1/4	2.67	2.42

**Ferrules
For 6-Spiral Hose**



PRODUCT I.D.		HOSE I.D. (IN.)	"A" LENGTH (IN.)	O.D. (IN.)
RB&H #	GLOBAL RB&H #			
20GS1F-6	G20995-0620	1 1/4	2.87	2.67

**Male Pipe
NPTF Solid**



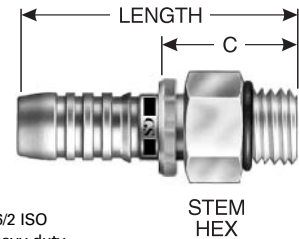
PRODUCT I.D.		HOSE I.D. (IN.)	THREAD SIZE (IN.)	LENGTH (IN.)	"C" CUT-OFF (IN.)	STEM HEX (IN.)
RB&H #	GLOBAL RB&H #					
6GS-6MP	G20100-0606	3/8	3/8 - 18	2.72	1.31	1 1/16
6GS-8MP	G20100-0608	3/8	1/2 - 14	2.87	1.46	7/8
8GS-8MP	G20100-0808	1/2	1/2 - 14	2.91	1.44	7/8
8GS-12MP	G20100-0812	1/2	3/4 - 14	3.03	1.56	1 1/16
10GS-8MP	G20100-1008	5/8	1/2 - 14	3.43	1.44	15/16
10GS-12MP	G20100-1012	5/8	3/4 - 14	3.58	1.60	1 1/8
12GS-12MP	G20100-1212	3/4	3/4 - 14	3.54	1.54	1 1/16
12GS-16MP	G20100-1216	3/4	1 - 11 1/2	3.82	1.81	1 3/8
16GS-12MP	G20100-1612	1	3/4 - 14	3.98	1.74	1 3/8
16GS-16MP	G20100-1616	1	1 - 11 1/2	4.17	1.94	1 3/8
16GS-20MP	G20100-1620	1	1 1/4 - 11 1/2	4.29	2.06	1 3/4
20GS-20MP	G20100-2020	1 1/4	1 1/4 - 11 1/2	5.00	2.20	1 3/4

GATES GLOBALSPIRAL (GS) COUPLINGS

SPECIFICATIONS

PRODUCT I.D.		HOSE I.D. (IN.)	THREAD SIZE (IN.)	LENGTH (IN.)	"C" CUT-OFF (IN.)	STEM HEX (IN.)
RB&H #	GLOBAL RB&H #					
6GS-6MB	G20120-0606	3/8	9/16 - 18	2.56	1.15	1 1/16
8GS-8MB	G20120-0808	1/2	3/4 - 16	2.76	1.28	7/8
8GS-10MB	G20120-0810	1/2	7/8 - 14	2.83	1.36	1
10GS-10MB	G20120-1010	5/8	7/8 - 14	3.46	1.48	1
10GS-12MB	G20120-1012	5/8	1 1/16 - 12	3.46	1.48	1 1/4
12GS-12MB	G20120-1212	3/4	1 1/16 - 12	3.66	1.65	1 1/4
12GS-16MB	G20120-1216	3/4	1 5/16 - 12	3.54	1.54	1 1/2
16GS-16MB	G20120-1616	1	1 5/16 - 12	3.86	1.62	1 1/2
20GS-20MB	G20120-2020	1 1/4	1 5/8 - 12	4.53	1.73	1 7/8

**O-Ring Boss
Solid Male**

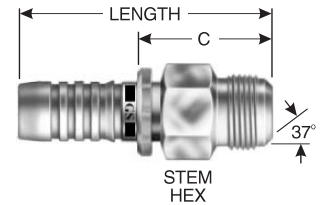


SAE J1926/2 ISO 11926-2 heavy-duty (S series) stud ends

SPECIFICATIONS

PRODUCT I.D.		HOSE I.D. (IN.)	THREAD SIZE (IN.)	LENGTH (IN.)	"C" CUT-OFF (IN.)	STEM HEX (IN.)
RB&H #	GLOBAL RB&H #					
6GS-6MJ	G20165-0606	3/8	9/16 - 18	2.28	1.18	1 1/16
6GS-8MJ	G20165-0608	3/8	3/4 - 16	2.76	1.35	1 3/16
6GS-10MJ	G20165-0610	3/8	7/8 - 14	3.03	1.62	1 5/16
8GS-8MJ	G20165-0808	1/2	3/4 - 16	2.83	1.36	1 3/16
8GS-10MJ	G20165-0810	1/2	7/8 - 14	2.95	1.48	7/8
10GS-10MJ	G20165-1010	5/8	7/8 - 14	3.62	1.64	1 5/16
10GS-12MJ	G20165-1012	5/8	1 1/16 - 12	3.70	1.72	1 1/16
12GS-12MJ	G20165-1212	3/4	1 1/16 - 12	3.66	1.65	1 1/8
12GS-14MJ	G20165-1214	3/4	1 3/16 - 12	3.70	1.69	1 1/4
12GS-16MJ	G20165-1216	3/4	1 5/16 - 12	3.78	1.77	1 9/16
16GS-16MJ	G20165-1616	1	1 5/16 - 12	4.09	1.86	1 3/8
16GS-20MJ	G20165-1620	1	1 5/8 - 12	4.27	2.27	1 5/8
20GS-20MJ	G20165-2020	1 1/4	1 5/8 - 12	4.92	2.12	1 3/4

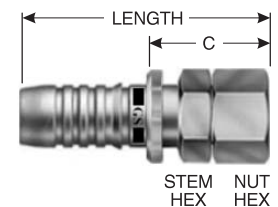
**Male JIC
37° Flare**



SPECIFICATIONS

PRODUCT I.D.		HOSE I.D. (IN.)	THREAD SIZE (IN.)	LENGTH (IN.)	"C" CUT-OFF (IN.)	STEM HEX (IN.)	NUT HEX (IN.)
RB&H #	GLOBAL RB&H #						
6GS-6FJX	G20170-0606	3/8	9/16 - 18	2.72	1.28	3/4	3/4
6GS-8FJX	G20170-0608	3/8	3/4 - 16	2.50	1.40	3/4	7/8
8GS-8FJX	G20170-0808	1/2	3/4 - 16	2.83	1.36	7/8	7/8
8GS-10FJX	G20170-0810	1/2	7/8 - 14	2.99	1.51	7/8	1 1/16
8GS-12FJX	G20170-0812	1/2	1 1/16 - 12	3.03	1.56	7/8	1 1/4
10GS-10FJX	G20170-1010	5/8	7/8 - 14	3.68	1.70	1	1 1/16
10GS-12FJX	G20170-1012	5/8	1 1/16 - 12	3.74	1.76	1	1 1/4
12GS-10FJX	G20170-1210	3/4	7/8 - 14	3.87	1.87	1 1/16	1 1/8
12GS-12FJX	G20170-1212	3/4	1 1/16 - 12	3.87	1.86	1 1/8	1 1/4
12GS-14FJX	G20170-1214	3/4	1 3/16 - 12	4.06	2.06	1 1/8	1 3/8
12GS-16FJX	G20170-1216	3/4	1 5/16 - 12	4.02	2.01	1 1/8	1 1/2
16GS-12FJX	G20170-1612	1	1 1/16 - 12	4.23	2.00	1 3/8	1 3/8
16GS-14FJX	G20170-1614	1	1 3/16 - 12	4.25	2.01	1 3/8	1 1/2
16GS-16FJX	G20170-1616	1	1 5/16 - 12	4.30	2.08	1 1/2	1 1/2
16GS-20FJX	G20170-1620	1	1 5/8 - 12	4.53	2.31	1 1/2	2
20GS-16FJX	G20170-2016	1 1/4	1 5/16 - 12	5.08	2.28	1 1/16	1 1/2
20GS-24FJX	G20170-2024	1 1/4	1 7/8 - 12	5.39	2.59	1 7/8	2 3/8
20GS-20FJX	G20170-2020	1 1/4	1 5/8 - 12	5.35	2.56	1 7/8	2

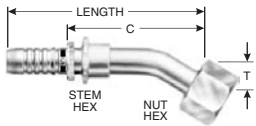
**Female JIC
37° Flare
Swivel Straight**



GATES HYDRAULIC

GATES GLOBALSPIRAL (GS) COUPLINGS

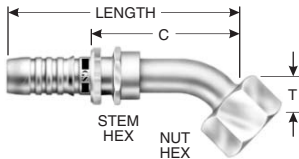
**Female JIC 37° Flare Swivel
30° Bent Tube**



SPECIFICATIONS

PRODUCT I.D.		HOSE I.D. (IN.)	THREAD SIZE (IN.)	LENGTH (IN.)	"C" CUT-OFF (IN.)	NUT HEX (IN.)
RB&H #	GLOBAL RB&H #					
16GS-16FJX30M	G20172-1616	1	1 5/16 - 12	6.02	3.80	1.06

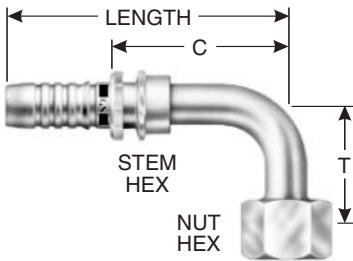
**Female JIC
37° Flare Swivel
45° Bent Tube**



SPECIFICATIONS

PRODUCT I.D.		HOSE I.D. (IN.)	THREAD SIZE (IN.)	LENGTH (IN.)	"C" CUT-OFF (IN.)	"T" DROP (IN.)	NUT HEX (IN.)
RB&H #	GLOBAL RB&H #						
6GS-6FJX45S	G20174-0606	3/8	9/16 - 18	3.23	1.82	0.43	3/4
6GS-8FJX45S	G20174-0608	3/8	3/4 - 16	3.66	2.25	0.59	7/8
8GS-8FJX45S	G20174-0808	1/2	3/4 - 16	3.70	2.22	0.59	7/8
8GS-10FJX45S	G20174-0810	1/2	7/8 - 14	3.58	2.11	0.63	1 1/16
10GS-10FJX45S	G20174-1010	5/8	7/8 - 14	4.37	2.39	0.63	1 1/16
10GS-12FJX45S	G20174-1012	5/8	1 1/16 - 12	4.80	2.82	0.83	1 1/4
12GS-12FJX45S	G20174-1212	3/4	1 1/16 - 12	5.12	3.11	0.83	1 1/4
12GS-16FJX45S	G20174-1216	3/4	1 5/16 - 12	5.39	3.39	0.94	1 1/2
16GS-16FJX45S	G20174-1616	1	1 5/16 - 12	5.98	3.77	0.94	1 1/2
16GS-20FJX45S	G20174-1620	1	1 5/8 - 12	6.54	4.31	0.98	2
20GS-20FJX45S	G20175-2020	1 1/4	1 5/8 - 12	7.09	4.29	1.50	2

**Female JIC
37° Flare Swivel
90° Bent Tube**



SPECIFICATIONS

PRODUCT I.D.		HOSE I.D. (IN.)	THREAD SIZE (IN.)	LENGTH (IN.)	"C" CUT-OFF (IN.)	"T" DROP (IN.)	NUT HEX (IN.)
RB&H #	GLOBAL RB&H #						
6GS-6FJX90S	G20179-0606	3/8	9/16 - 18	3.11	1.66	0.91	3/4
6GS-6FJX90L	G20181-0606	3/8	9/16 - 18	3.39	1.98	2.13	3/4
6GS-8FJX90M	G20180-0608	3/8	3/4 - 16	3.58	2.17	1.61	1 1/16
8GS-8FJX90S	G20179-0808	1/2	3/4 - 16	3.39	1.91	1.14	7/8
8GS-8FJX90M	G20180-0808	1/2	3/4 - 16	3.62	2.15	1.61	7/8
8GS-8FJX90L	G20181-0808	1/2	3/4 - 16	3.62	2.15	2.52	7/8
8GS-8FJX90XL	G20182-0808	1/2	3/4 - 16	3.62	2.15	4.06	7/8
8GS-10FJX90S	G20179-0810	1/2	7/8 - 14	3.62	2.15	1.26	1 1/16
8GS-10FJX90M	G20180-0810	1/2	7/8 - 14	3.50	2.03	1.85	1 1/16
8GS-10FJX90L	G20181-0810	1/2	7/8 - 14	3.50	2.03	2.76	1 1/16
8GS-12FJX90S	G20179-0812	1/2	1 1/16 - 12	4.37	2.89	1.89	1 1/4
10GS-10FJX90S	G20179-1010	5/8	7/8 - 14	4.21	2.24	1.26	1 1/16
10GS-12FJX90M	G20180-1012	5/8	1 1/16 - 12	4.76	2.78	2.28	1 1/4
12GS-12FJX90S	G20179-1212	3/4	1 1/16 - 12	4.45	2.44	1.89	1 1/4
12GS-12FJX90M	G20180-1212	3/4	1 1/16 - 12	4.45	2.44	2.28	1 1/4
12GS-12FJX90L	G20181-1212	3/4	1 1/16 - 12	4.45	2.44	3.78	1 1/4
12GS-14FJX90-060	G20180-1214	3/4	1 3/16 - 12	5.55	3.54	2.36	1 3/8
12GS-16FJX90M	G20180-1216	3/4	1 5/16 - 12	5.55	3.54	2.80	1 1/2
16GS-16FJX90S	G20179-1616	1	1 5/16 - 12	5.67	3.45	2.20	1 1/2
16GS-16FJX90M	G20180-1616	1	1 5/16 - 12	5.67	3.45	2.80	1 1/2
16GS-16FJX90L	G20181-1616	1	1 5/16 - 12	5.67	3.45	4.49	1 1/2
16GS-20FJX90L	G20181-1620	1	1 5/8 - 12	6.06	3.84	5.08	2
20GS-20FJX90S	G20179-2020	1 1/4	1 5/8 - 12	6.85	4.05	2.52	2
20GS-20FJX90M	G20180-2020	1 1/4	1 5/8 - 12	6.85	4.05	3.07	2
20GS-20FJX90L	G20181-2020	1 1/4	1 5/8 - 12	6.85	4.05	5.08	2

GATES HYDRAULIC

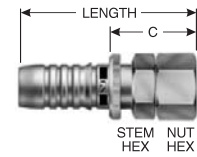
GATES GLOBALSPIRAL (GS) COUPLINGS

SPECIFICATIONS

PRODUCT I.D.		HOSE I.D. (IN.)	THREAD SIZE (IN.)	LENGTH (IN.)	"C" CUT-OFF (IN.)	STEM HEX (IN.)	NUT HEX (IN.)
RB&H #	GLOBAL RB&H #						
12GS-12FMX	G20140-1212	3/4	1 1/16 - 12	4.02	2.02	1 1/8	1 1/4
12GS-16FMX	G20140-1216	3/4	1 9/16 - 12	4.06	2.06	1 1/8	1 1/2
16GS-16FMX	G20140-1616	1	1 9/16 - 12	4.37	2.15	1 1/2	1 1/2
20GS-20FMX	G20140-2020	1 1/4	1 9/16 - 12	5.36	2.56	1 7/8	2

Gates high performance replacement for JIC swivels, connects to JIC males

Female MegaSeal Swivel – Straight

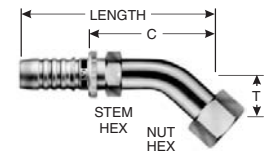


Female MegaSeal Swivel 45° Bent Tube

SPECIFICATIONS

PRODUCT I.D.		HOSE I.D. (IN.)	THREAD SIZE (IN.)	LENGTH (IN.)	"C" CUT-OFF (IN.)	"T" DROP (IN.)	NUT HEX (IN.)
RB&H #	GLOBAL RB&H #						
12GS-12FMX45-032	G20145-1212	3/4	1 1/16 - 12	5.08	3.07	1.26	1 1/4
16GS-16FMX45-038	G20145-1616	1	1 9/16 - 12	6.26	4.04	1.50	1 1/2

Gates high performance replacement for JIC swivels, connects to JIC males

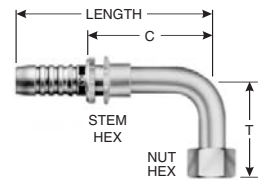


Female MegaSeal Swivel 90° Bent Tube

SPECIFICATIONS

PRODUCT I.D.		HOSE I.D. (IN.)	THREAD SIZE (IN.)	LENGTH (IN.)	"C" CUT-OFF (IN.)	"T" DROP (IN.)	NUT HEX (IN.)
RB&H #	GLOBAL RB&H #						
12GS-12FMX90-048	G20149-1212	3/4	1 1/16 - 12	4.72	2.72	1.89	1 1/4
12GS-12FMX90-058	G20150-1212	3/4	1 1/16 - 12	4.72	2.72	2.28	1 1/4
12GS-12FMX90-096	G20151-1212	3/4	1 1/16 - 12	4.72	2.72	3.78	1 1/4
12GS-16FMX90-056	G20150-1216	3/4	1 9/16 - 12	5.39	3.39	2.20	1 1/2
16GS-16FMX90-056	G20149-1616	1	1 9/16 - 12	5.67	3.45	2.20	1 1/2
16GS-16FMX90-071	G20150-1616	1	1 9/16 - 12	5.67	3.45	3.15	1 1/2

Gates high performance replacement for JIC swivels, connects to JIC males

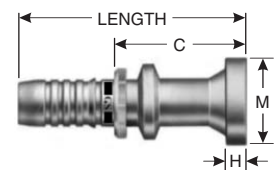


SPECIFICATIONS

PRODUCT I.D.		HOSE I.D. (IN.)	LENGTH (IN.)	"C" CUT-OFF (IN.)	"M" FLANGE DIA. (IN.)
RB&H #	GLOBAL RB&H #				
6GS-8FL	G20300-0608	3/8	3.54	2.13	1.19
8GS-8FL	G20300-0808	1/2	3.66	0.63	1.19
8GS-10FLK	G20300-0810	1/2	3.21	1.74	1.35
8GS-12FL	G20300-0812	1/2	3.86	2.38	1.50
10GS-10FLK	G20300-1010	5/8	4.49	2.51	1.35
10GS-12FL	G20300-1012	5/8	4.29	0.63	1.50
12GS-8FL	G20300-1208	3/4	4.41	2.40	1.19
12GS-10FLK	G20300-1210	3/4	4.33	2.32	1.35
12GS-12FL	G20300-1212	3/4	4.37	3.15	1.50
12GS-16FL*	G20300-1216	3/4	4.37	0.63	1.75
12GS-20FL*	G20300-1220	3/4	4.37	2.36	2.00
16GS-16FL*	G20300-1616	1	4.92	2.70	1.75
16GS-20FL*	G20300-1620	1	4.92	0.67	2.00
16GS-24FL*	G20300-1624	1	4.13	1.90	2.38
20GS-16FL*	G20300-2016	1 1/4	5.35	2.55	1.75
20GS-20FL*	G20300-2020	1 1/4	5.75	2.95	2.00
20GS-24FL*	G20300-2024	1 1/4	5.98	3.19	2.38

*-16FL Max W.P. 5,000 psi; -20FL Max. W.P. 4,000 psi; -24FL Max W.P. 3,000psi.

Code 61 O-Ring Flange Straight

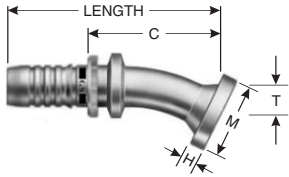


GATES HYDRAULIC

GATES GLOBALSPIRAL (GS) COUPLINGS

**O-Ring Flange
22 1/2° Bent Tube**

CODE 61



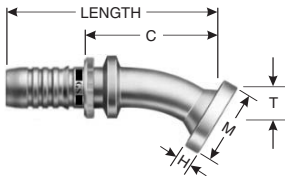
SPECIFICATIONS

PRODUCT I.D.		HOSE I.D. (IN.)	LENGTH (IN.)	"C" CUT-OFF (IN.)	"T" DROP (IN.)	"M" FLANGE DIA. (IN.)
RB&H #	GLOBAL RB&H #					
8GS-8FL22M	G20302-0808	1/2	3.78	2.30	0.35	1.19
12GS-12FL22M	G20302-1212	3/4	5.16	3.15	0.43	1.50
12GS-16FL22M*	G20302-1216	3/4	5.24	3.23	0.55	1.75
16GS-16FL22M*	G20302-1616	1	6.10	3.87	0.55	1.75
16GS-20FL22M*	G20302-1620	1	6.61	4.37	0.59	2.00
20GS-20FL22M*	G20302-2020	1 1/4	7.01	4.21	0.59	2.00
20GS-24FL22M*	G20302-2024	1 1/4	7.32	4.52	0.71	2.38

*-16FL Max W.P. 5,000 psi; -20FL Max. W.P. 4,000 psi; -24FL Max W.P. 3,000psi.

**O-Ring Flange
30° Bent Tube**

CODE 61



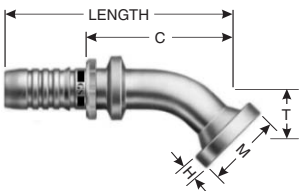
SPECIFICATIONS

PRODUCT I.D.		HOSE I.D. (IN.)	LENGTH (IN.)	"C" CUT-OFF (IN.)	"T" DROP (IN.)	"M" FLANGE DIA. (IN.)
RB&H #	GLOBAL RB&H #					
8GS-12FL30M	G20304-0812	1/2	3.94	2.46	0.63	1.50
12GS-12FL30M	G20304-1212	3/4	5.08	3.07	0.63	1.50
12GS-16FL30M*	G20304-1216	3/4	4.76	2.76	0.75	1.75
16GS-16FL30M*	G20304-1616	1	6.02	3.80	0.75	1.75
16GS-20FL30M*	G20304-1620	1	6.54	4.29	0.87	2.00
20GS-20FL30M*	G20304-2020	1 1/4	6.93	4.13	0.87	2.00
20GS-24FL30M*	G20304-2024	1 1/4	7.17	4.37	1.18	2.38

*-16FL Max W.P. 5,000 psi; -20FL Max. W.P. 4,000 psi; -24FL Max W.P. 3,000psi.

**O-Ring Flange
45° Bent Tube**

CODE 61



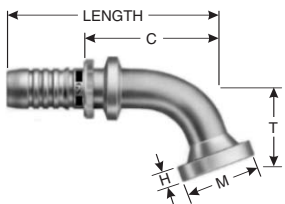
SPECIFICATIONS

PRODUCT I.D.		HOSE I.D. (IN.)	LENGTH (IN.)	"C" CUT-OFF (IN.)	"T" DROP (IN.)	"M" FLANGE DIA. (IN.)
RB&H #	GLOBAL RB&H #					
6GS-8FL45M	G20307-0608	3/8	3.66	2.25	0.75	1.19
8GS-8FL45M	G20307-0808	1/2	3.70	2.22	0.75	1.19
8GS-12FL45M	G20307-0812	1/2	3.98	2.50	1.02	1.50
10GS-10FLK45-026	G20307-1010	5/8	4.76	2.78	1.02	1.35
10GS-12FL45M	G20307-1012	5/8	5.00	3.02	1.02	1.50
12GS-12FL45M	G20307-1212	3/4	4.88	2.87	1.02	1.50
12GS-16FL45S*	G20307-1216	3/4	4.96	2.95	1.10	1.75
16GS-16FL45M*	G20307-1616	1	5.79	3.57	1.26	1.75
16GS-20FL45M*	G20307-1620	1	6.22	3.97	1.50	2.00
20GS-16FL45M*	G20307-2016	1 1/4	6.42	3.62	1.26	1.75
20GS-20FL45S*	G20306-2020	1 1/4	6.69	3.89	1.26	2.00
20GS-24FL45S*	G20306-2024	1 1/4	6.93	4.13	1.50	2.38

*-16FL Max W.P. 5,000 psi; -20FL Max. W.P. 4,000 psi; -24FL Max W.P. 3,000psi.

**O-Ring Flange
60° Bent Tube**

CODE 61



SPECIFICATIONS

PRODUCT I.D.		HOSE I.D. (IN.)	LENGTH (IN.)	"C" CUT-OFF (IN.)	"T" DROP (IN.)	"M" FLANGE DIA. (IN.)
RB&H #	GLOBAL RB&H #					
8GS-8FL60M	G20309-0808	1/2	3.70	2.22	.75	1.19
12GS-12FL60M	G20309-1212	3/4	5.39	3.39	1.46	1.50
12GS-16FL60M*	G20309-1216	3/4	5.35	3.35	1.73	1.75
16GS-16FL60M*	G20309-1616	1	6.18	3.97	1.73	1.75
16GS-20FL60M*	G20309-1620	1	6.18	3.94	2.17	2.00
20GS-20FL60M*	G20309-2020	1 1/4	7.36	4.56	2.17	2.00
20GS-24FL60M*	G20309-2024	1 1/4	7.68	4.88	2.52	2.38

*-16FL Max W.P. 5,000 psi; -20FL Max. W.P. 4,000 psi; -24FL Max W.P. 3,000psi.

GATES HYDRAULIC

GATES GLOBALSPIRAL (GS) COUPLINGS

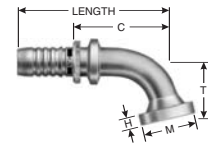
SPECIFICATIONS

PRODUCT I.D.		HOSE I.D. (IN.)	LENGTH (IN.)	"C" CUT-OFF (IN.)	"T" DROP (IN.)	"M" FLANGE DIA. (IN.)
RB&H #	GLOBAL RB&H #					
12GS-12FL67M	G20311-1212	3/4	5.20	3.19	1.65	1.50
12GS-16FL67M*	G20311-1216	3/4	5.08	3.07	2.01	1.75
16GS-16FL67M*	G20311-1616	1	5.94	3.71	2.01	1.75
16GS-20FL67M*	G20311-1620	1	5.83	3.59	2.52	2.00
20GS-20FL67M*	G20311-2020	1 1/4	7.01	4.21	2.52	2.00

*-16FL Max W.P. 5,000 psi; -20FL Max. W.P. 4,000 psi.

**O-Ring Flange
67 1/2° Bent Tube**

CODE 61



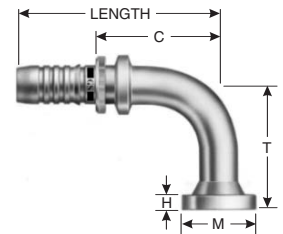
SPECIFICATIONS

PRODUCT I.D.		HOSE I.D. (IN.)	LENGTH (IN.)	"C" CUT-OFF (IN.)	"T" DROP (IN.)	"M" FLANGE DIA. (IN.)
RB&H #	GLOBAL RB&H #					
6GS-8FL90M	G20315-0608	3/8	3.43	2.02	1.57	1.19
8GS-8FL90M	G20315-0808	1/2	3.46	1.99	1.57	1.19
8GS-8FL90L	G20316-0808	1/2	3.46	1.99	3.27	1.19
8GS-12FL90M	G20315-0812	1/2	3.46	1.98	2.28	1.50
10GS-10FLK90-055	G20315-1010	5/8	2.35	2.17	4.33	1.35
10GS-12FL90M	G20315-1012	5/8	4.33	2.35	2.28	1.50
12GS-8FL90-050	G20314-1208	3/4	4.80	2.80	1.97	1.19
12GS-10FLK90-055	G20315-1210	3/4	2.64	2.17	4.65	1.35
12GS-12FL90M	G20315-1212	3/4	4.41	2.40	2.28	1.50
12GS-12FL90-100	G20317-1212	3/4	4.80	2.80	3.94	1.50
12GS-12FL90-125	G20318-1212	3/4	4.80	2.80	4.92	1.50
12GS-16FL90S*	G20314-1216	3/4	4.41	2.40	2.40	1.75
12GS-16FL90M*	G20315-1216	3/4	5.04	3.03	2.76	1.75
12GS-20FL90-054*	G20314-1220	3/4	5.16	3.15	2.13	2.00
16GS-16FL90S*	G20314-1616	1	5.31	3.09	2.40	1.75
16GS-16FL90M*	G20315-1616	1	5.31	3.09	2.76	1.75
16GS-16FL90-120*	G20317-1616	1	5.28	3.04	4.72	1.75
16GS-20FL90S*	G20314-1620	1	5.28	3.02	2.68	2.00
16GS-20FL90M*	G20315-1620	1	5.28	2.99	3.54	2.00
16GS-24FL90S*	G20314-1624	1	5.28	3.04	3.19	2.38
16GS-24FL90M*	G20315-1624	1	5.71	3.47	2.36	2.38
20GS-16FL90M*	G20315-2016	1 1/4	6.30	3.50	2.76	1.75
20GS-20FL90S*	G20314-2020	1 1/4	6.50	3.70	2.68	2.00
20GS-20FL90M*	G20315-2020	1 1/4	6.50	3.70	3.54	2.00
20GS-20FL90-168*	G20317-2020	1 1/4	6.54	3.74	6.61	2.00
20GS-24FL90S*	G20314-2024	1 1/4	6.50	3.70	3.19	2.38
20GS-24FL90-118*	G20315-2024	1 1/4	6.50	3.70	4.65	2.38

*-16FL Max W.P. 5,000 psi; -20FL Max. W.P. 4,000 psi; -24FL Max W.P. 3,000psi.

**O-Ring Flange
90° Bent Tube**

CODE 61



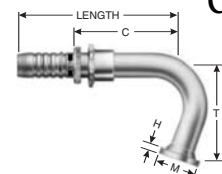
SPECIFICATIONS

PRODUCT I.D.		HOSE I.D. (IN.)	LENGTH (IN.)	"C" CUT-OFF (IN.)	"T" DROP (IN.)	"M" FLANGE DIA. (IN.)
RB&H #	GLOBAL RB&H #					
12GS-12FL110-064	G20325-1212	3/4	5.16	3.15	2.52	1.50
16GS-16FL110-073*	G20325-1616	1	5.83	3.61	2.87	1.75
20GS-20FL110-080*	G20325-2020	1 1/4	7.13	4.33	3.15	2.00
20GS-24FL110-080*	G20325-2024	1 1/4	7.13	4.33	3.15	2.38

*-16FL Max W.P. 5,000 psi; -20FL Max. W.P. 4,000 psi; -24FL Max W.P. 3,000psi.

**O-Ring Flange
110° Bent Tube**

CODE 61

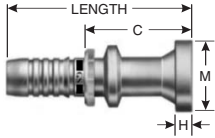


GATES HYDRAULIC

GATES GLOBALSPIRAL (GS) COUPLINGS

**O-Ring Flange
Heavy – Straight**

CODE 62

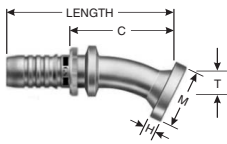


SPECIFICATIONS

PRODUCT I.D.		HOSE I.D. (IN.)	LENGTH (IN.)	"C" CUT-OFF (IN.)	"M" FLANGE DIA. (IN.)
RB&H #	GLOBAL RB&H #				
8GS-8FLH	G20350-0808	½	3.66	2.19	1.25
8GS-12FLH	G20350-0812	½	3.66	2.19	1.63
10GS-8FLH	G20350-1008	⅝	4.29	2.31	1.25
10GS-12FLH	G20350-1012	⅝	4.29	2.31	1.63
12GS-12FLH	G20350-1212	¾	4.49	2.48	1.63
12GS-16FLH	G20350-1216	¾	4.49	2.48	1.88
16GS-12FLH	G20350-1612	1	5.08	2.86	1.63
16GS-16FLH	G20350-1616	1	4.92	2.70	1.88
16GS-20FLH	G20350-1620	1	4.92	2.69	2.13
20GS-16FLH	G20350-2016	1 ¼	6.42	3.62	1.88
20GS-20FLH	G20350-2020	1 ¼	5.75	2.95	2.13
20GS-24FLH	G20350-2024	1 ¼	6.30	3.50	2.50

**O-Ring Flange
22 ½° Bent Tube**

CODE 62

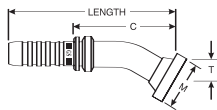


SPECIFICATIONS

PRODUCT I.D.		HOSE I.D. (IN.)	LENGTH (IN.)	"C" CUT-OFF (IN.)	"T" DROP (IN.)	"M" FLANGE DIA. (IN.)
RB&H #	GLOBAL RB&H #					
16GS-16FLH22M	G20352-1616	1	6.10	3.88	0.55	1.88
20GS-20FLH22M	G20352-2020	1 ¼	7.32	4.52	0.59	2.13
20GS-24FLH22M	G20352-2024	1 ¼	7.40	4.60	0.71	2.50

**O-Ring Flange
30° Bent Tube**

CODE 62

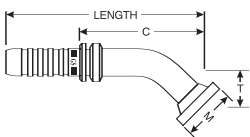


SPECIFICATIONS

PRODUCT I.D.		HOSE I.D. (IN.)	LENGTH (IN.)	"C" CUT-OFF (IN.)	"T" DROP (IN.)	"M" FLANGE DIA. (IN.)
RB&H #	GLOBAL RB&H #					
16GS-16FLH30M	G20354-1616	1	6.02	3.80	0.75	1.88
20GS-20FLH30M	G20354-2020	1 ¼	7.24	4.44	0.87	2.13
20GS-24FLH30M	G20354-2024	1 ¼	7.24	4.44	1.18	2.50

**O-Ring Flange
45° Bent Tube**

CODE 62



SPECIFICATIONS

PRODUCT I.D.		HOSE I.D. (IN.)	LENGTH (IN.)	"C" CUT-OFF (IN.)	"T" DROP (IN.)	"M" FLANGE DIA. (IN.)
RB&H #	GLOBAL RB&H #					
8GS-8FLH45M	G20357-0808	½	3.70	2.22	0.75	1.25
8GS-12FLH45M	G20357-0812	½	3.98	2.50	1.02	1.63
10GS-12FLH45M	G20357-1012	⅝	5.00	3.02	1.02	1.63
12GS-12FLH45M	G20357-1212	¾	4.88	2.87	1.02	1.63
12GS-16FLH45M	G20357-1216	¾	5.12	3.11	1.26	1.88
16GS-16FLH45M	G20357-1616	1	5.79	3.57	1.26	1.88
16GS-20FLH45M	G20357-1620	1	6.22	3.98	1.50	2.13
20GS-20FLH45M	G20357-2020	1 ¼	6.93	4.13	1.50	2.13
20GS-24FLH45M	G20357-2024	1 ¼	6.83	4.13	1.73	2.50

GATES HYDRAULIC

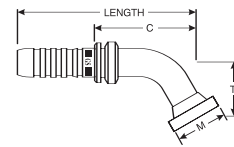
GATES GLOBALSPIRAL (GS) COUPLINGS

SPECIFICATIONS

PRODUCT I.D.		HOSE I.D. (IN.)	LENGTH (IN.)	"C" CUT-OFF (IN.)	"T" DROP (IN.)	"M" FLANGE DIA. (IN.)
RB&H #	GLOBAL RB&H #					
12GS-12FLH60M	G20359-1212	¾	5.39	3.39	1.46	1.63
12GS-16FLH60M	G20359-1216	¾	5.35	3.35	1.73	1.88
16GS-16FLH60M	G20359-1616	1	6.18	3.97	1.73	1.88
20GS-20FLH60M	G20359-2020	1 ¼	7.32	4.52	2.17	2.13
20GS-24FLH60M	G20359-2024	1 ¼	7.64	4.84	2.52	2.50

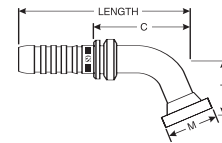
**O-Ring Flange
60° Bent Tube**

CODE 62



O-Ring Flange – 67° Bent Tube

CODE 62



SPECIFICATIONS

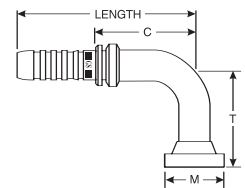
PRODUCT I.D.		HOSE I.D. (IN.)	LENGTH (IN.)	"C" CUT-OFF (IN.)	"T" DROP (IN.)	"M" FLANGE DIA. (IN.)
RB&H #	GLOBAL RB&H #					
16GS-16FLH67M	G20360-1616	1	5.94	3.71	2.01	1.88

SPECIFICATIONS

PRODUCT I.D.		HOSE I.D. (IN.)	LENGTH (IN.)	"C" CUT-OFF (IN.)	"T" DROP (IN.)	"M" FLANGE DIA. (IN.)
RB&H #	GLOBAL RB&H #					
8GS-8FLH90M	G20365-0808	½	3.46	1.99	1.57	1.25
8GS-8FLH90-080	G20366-0808	½	3.46	1.99	3.15	1.25
8GS-12FLH90M	G20365-0812	½	3.46	1.99	2.28	1.63
10GS-8FLH90M	G20365-1008	⅝	4.45	2.47	1.57	1.25
10GS-12FLH90M	G20365-1012	⅝	4.33	2.35	2.28	1.63
12GS-12FLH90M	G20365-1212	¾	4.41	2.40	2.28	1.63
12GS-16FLH90M	G20365-1216	¾	5.20	3.19	2.76	1.88
16GS-12FLH90M	G20365-1612	1	5.31	3.09	2.28	1.63
16GS-16FLH90S	G20364-1616	1	5.31	3.09	2.40	1.88
16GS-16FLH90M	G20365-1616	1	5.31	3.09	2.76	1.88
16GS-16FLH90-120	G20366-1616	1	5.28	3.02	4.72	1.88
16GS-20FLH90S	G20364-1620	1	5.28	3.02	2.68	2.13
16GS-20FLH90M	G20365-1620	1	5.28	3.02	3.54	2.13
16GS-24FLH90S	G20364-1624	1	5.28	3.04	3.19	2.50
20GS-16FLH90S	G20364-2016	1 ¼	6.30	3.50	2.40	1.88
20GS-16FLH90M	G20365-2016	1 ¼	6.30	3.50	2.76	1.88
20GS-16FLH90-100	G20366-2016	1 ¼	6.30	3.50	3.94	1.88
20GS-20FLH90-076	G20364-2020	1 ¼	6.50	3.70	2.99	2.13
20GS-20FLH90M	G20365-2020	1 ¼	6.50	3.70	3.54	2.00
20GS-20FLH90-120	G20366-2020	1 ¼	6.50	3.70	4.72	2.13
20GS-24FLH90S	G20364-2024	1 ¼	6.50	3.70	3.19	2.50

**O-Ring Flange
90° Bent Tube**

CODE 62

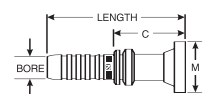


SPECIFICATIONS

PRODUCT I.D.		HOSE I.D. (IN.)	LENGTH (IN.)	"C" CUT-OFF (IN.)	"M" FLANGE DIA. (IN.)
RB&H #	GLOBAL RB&H #				
12GS-12FLC	G20400-1212	¾	5.71	3.70	1.63
12GS-16FLC	G20400-1216	¾	5.71	3.70	1.88
16GS-16FLC	G20400-1616	1	6.10	3.87	1.88
16GS-20FLC	G20400-1620	1	6.10	3.87	2.13
20GS-20FLC	G20400-2020	1 ¼	7.36	4.56	2.13
20GS-24FLC	G20400-2024	1 ¼	7.36	4.56	2.50

**O-Ring Flange
Straight**

CATERPILLAR STYLE

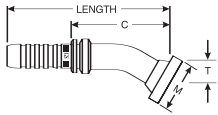


GATES HYDRAULIC

GATES GLOBALSPIRAL (GS) COUPLINGS

**O-Ring Flange
22 1/2° Bent Tube**

CATERPILLAR STYLE

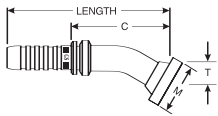


SPECIFICATIONS

PRODUCT I.D.		HOSE I.D. (IN.)	LENGTH (IN.)	"C" CUT-OFF (IN.)	"T" DROP (IN.)	"M" FLANGE DIA. (IN.)
RB&H #	GLOBAL RB&H #					
12GS-12FLC22-016	G20402-1212	3/4	3.62	0.63	5.63	1.63
16GS-16FLC22-017	G20402-1616	1	3.78	0.67	6.02	1.88
16GS-20FLC22-017	G20402-1620	1	3.78	0.67	6.02	2.13
20GS-20FLC22-017	G20402-2020	1 1/4	4.48	0.67	7.28	2.13
20GS-24FLC22-017	G20402-2024	1 1/4	4.48	0.67	7.28	2.50

**O-Ring Flange
30° Bent Tube**

CATERPILLAR STYLE

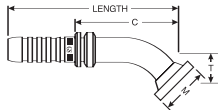


SPECIFICATIONS

PRODUCT I.D.		HOSE I.D. (IN.)	LENGTH (IN.)	"C" CUT-OFF (IN.)	"T" DROP (IN.)	"M" FLANGE DIA. (IN.)
RB&H #	GLOBAL RB&H #					
12GS-12FLC30-022	G20404-1212	3/4	3.50	0.87	5.51	1.63
12GS-16FLC30-022	G20404-1216	3/4	3.54	0.87	5.55	1.88
16GS-16FLC30-023	G20404-1616	1	3.69	0.91	5.94	1.88
16GS-20FLC30-023	G20404-1620	1	3.69	0.91	5.94	2.13
20GS-20FLC30-024	G20404-2020	1 1/4	4.41	0.94	7.20	2.13
20GS-24FLC30-024	G20404-2024	1 1/4	4.41	0.94	7.20	2.50

**O-Ring Flange
45° Bent Tube**

CATERPILLAR STYLE

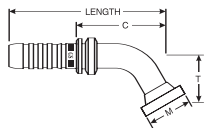


SPECIFICATIONS

PRODUCT I.D.		HOSE I.D. (IN.)	LENGTH (IN.)	"C" CUT-OFF (IN.)	"T" DROP (IN.)	"M" FLANGE DIA. (IN.)
RB&H #	GLOBAL RB&H #					
12GS-12FLC45-035	G20407-1212	3/4	5.24	3.23	1.38	1.63
12GS-16FLC45-035	G20407-1216	3/4	5.24	3.23	1.38	1.88
16GS-16FLC45-037	G20407-1616	1	5.63	3.40	1.46	1.88
16GS-20FLC45-037	G20407-1620	1	5.63	3.40	1.46	2.13
20GS-20FLC45-037	G20407-2020	1 1/4	6.93	4.13	1.46	2.13
20GS-24FLC45-037	G20407-2024	1 1/4	6.93	4.13	1.46	2.50

**O-Ring Flange
60° Bent Tube**

CATERPILLAR STYLE

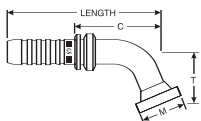


SPECIFICATIONS

PRODUCT I.D.		HOSE I.D. (IN.)	LENGTH (IN.)	"C" CUT-OFF (IN.)	"T" DROP (IN.)	"M" FLANGE DIA. (IN.)
RB&H #	GLOBAL RB&H #					
12GS-16FLC60-048	G20409-1216	3/4	5.75	3.74	1.89	1.88
16GS-16FLC60-050	G20409-1616	1	6.42	4.17	1.97	1.88
16GS-20FLC60-050	G20409-1620	1	6.42	4.17	1.97	2.13
20GS-20FLC60-052	G20409-2020	1 1/4	7.80	5.00	2.05	2.13
20GS-24FLC60-052	G20409-2024	1 1/4	7.80	5.00	2.05	2.50

**O-Ring Flange
67 1/2° Bent Tube**

CATERPILLAR STYLE



SPECIFICATIONS

PRODUCT I.D.		HOSE I.D. (IN.)	LENGTH (IN.)	"C" CUT-OFF (IN.)	"T" DROP (IN.)	"M" FLANGE DIA. (IN.)
RB&H #	GLOBAL RB&H #					
16GS-16FLC67-057	G20410-1616	1	6.14	3.90	2.24	1.88
16GS-20FLC67-057	G20410-1620	1	6.14	3.90	2.24	2.13
20GS-20FLC67-059	G20410-2020	1 1/4	7.52	4.72	2.32	2.13
20GS-24FLC67-059	G20410-2024	1 1/4	7.52	4.72	2.32	2.50

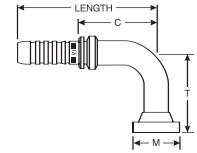
GATES HYDRAULIC

GATES GLOBALSPIRAL (GS) COUPLINGS

SPECIFICATIONS

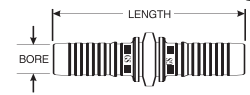
PRODUCT I.D.		HOSE I.D. (IN.)	LENGTH (IN.)	"C" CUT-OFF (IN.)	"T" DROP (IN.)	"M" FLANGE DIA. (IN.)
RB&H #	GLOBAL RB&H #					
12GS-12FLC90-068	G20415-1212	3/4	4.92	2.91	2.68	1.63
12GS-12FLC90-128	G20416-1212	3/4	4.61	2.60	5.04	1.63
12GS-16FLC90-068	G20415-1216	3/4	4.61	2.60	2.68	1.88
16GS-16FLC90-074	G20415-1616	1	5.16	2.92	2.91	1.88
16GS-16FLC90-132	G20416-1616	1	5.16	2.92	5.20	1.88
16GS-20FLC90-074	G20415-1620	1	5.16	2.92	2.91	2.13
20GS-20FLC90-077	G20415-2020	1 1/4	6.50	3.74	3.03	2.13
20GS-24FLC90-077	G20415-2024	1 1/4	6.50	3.74	3.03	2.50

**O-Ring Flange
90° Bent Tube
CATERPILLAR STYLE**



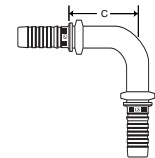
**Hose Length – Extender
Straight**

PRODUCT I.D.		HOSE I.D. (IN.)	LENGTH (IN.)
RB&H #	GLOBAL RB&H #		
8GS-8HLE	G20535-0808	1/2	3.70



**Hose Length – Extender
90° Bent Tube**

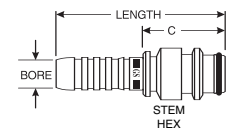
PRODUCT I.D.		HOSE I.D. (IN.)	LENGTH (IN.)	"C" CUT-OFF (IN.)
RB&H #	GLOBAL RB&H #			
8GS-8HLE90-086	G20537-0808	1/2	3.39	1.91
12GS-12HLE90-112	G20537-1212	3/4	4.39	2.38
16GS-16HLE90-127	G20537-1616	1	5.00	2.76



SPECIFICATIONS

PRODUCT I.D.		HOSE I.D. (IN.)	LENGTH (IN.)	"C" CUT-OFF (IN.)	STEM HEX (IN.)
RB&H #	GLOBAL RB&H #				
12GS-12PL	G20530-1212	3/4	3.66	1.65	1 3/16
16GS-16PL	G20530-1616	1	4.13	1.89	N/A
20GS-20PL	G20530-2020	1 1/4	4.92	2.12	1 7/8

**Press-Lok™
Straight**



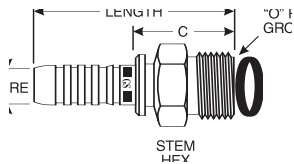
-12PL maximum dynamic WP 3,100 psi, -16PL maximum dynamic WP 2,400 psi, -20PL maximum dynamic WP 1,800 psi

Fits Stecko mining couplings

GATES HYDRAULIC

GATES GLOBALSPIRAL (GS) COUPLINGS

Male O-Ring Face Seal Solid Male

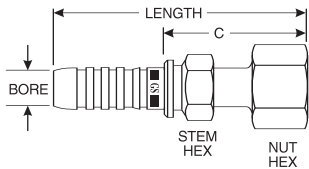


SPECIFICATIONS

PRODUCT I.D.		HOSE I.D. (IN.)	THREAD SIZE (IN.)	LENGTH (IN.)	"C" CUT-OFF (IN.)	STEM HEX (IN.)
RB&H #	GLOBAL RB&H #					
6GS-6MFFOR	G20225-0606	3/8	1 1/16 - 16	2.52	1.11	3/4
8GS-8MFFOR	G20225-0808	1/2	1 3/16 - 16	2.68	1.20	7/8
12GS-12MFFOR	G20225-1212	3/4	1 3/8 - 12	3.50	1.50	1 1/4
12GS-16MFFOR	G20225-1216	3/4	1 7/16 - 12	3.74	1.73	1 5/8
16GS-16MFFOR	G20225-1616	1	1 7/16 - 12	4.02	1.78	1 5/8
20GS-20MFFOR	G20225-2020	1 1/4	1 11/16 - 12	4.72	1.93	1 13/16

Utilizes new SAE J1453 captive O-Ring groove for improved O-Ring retention. Metric hex per ISO 8434-3

Female Flat Face Swivel – Straight

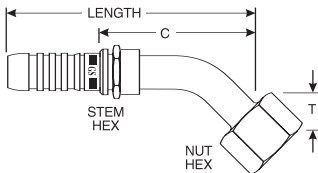


SPECIFICATIONS

PRODUCT I.D.		HOSE I.D. (IN.)	THREAD SIZE (IN.)	LENGTH (IN.)	"C" CUT-OFF (IN.)	STEM HEX (IN.)	NUT HEX (IN.)
RB&H #	GLOBAL RB&H #						
6GS-6FFORX	G20230-0606	3/8	1 1/16 - 16	2.72	1.31	7/8	7/8
6GS-8FFORX	G20230-0608	3/8	1 3/16 - 16	2.83	1.43	7/8	15/16
8GS-8FFORX	G20230-0808	1/2	1 3/16 - 16	2.87	1.40	3/4	15/16
8GS-10FFORX	G20230-0810	1/2	1 - 14	3.07	1.59	15/16	1 3/16
8GS-12FFORX	G20230-0812	1/2	1 3/16 - 12	3.11	1.63	1 1/16	1 7/16
10GS-10FFORX	G20230-1010	5/8	1 - 14	3.70	1.72	1	1 3/16
12GS-10FFORX	G20230-1210	3/4	1 - 14	3.82	1.81	1	1 3/16
12GS-12FFORX	G20230-1212	3/4	1 3/16 - 12	3.90	1.89	1 1/8	1 7/16
12GS-16FFORX	G20230-1216	3/4	1 7/16 - 12	4.06	2.05	1 3/8	1 9/8
16GS-16FFORX	G20230-1616	1	1 7/16 - 12	4.36	2.14	1 3/8	1 5/8
16GS-20FFORX	G20230-1620	1	1 11/16 - 12	4.36	2.14	1 39/64	1 31/32
20GS-20FFORX	G20230-2020	1 1/4	1 11/16 - 12	5.04	2.24	1 31/32	1 31/32

Metric hex wrench flats per ISO 8434-3

Female Flat Face Swivel 45° Bent Tube



SPECIFICATIONS

PRODUCT I.D.		HOSE I.D. (IN.)	THREAD SIZE (IN.)	LENGTH (IN.)	"C" CUT-OFF (IN.)	"T" DROP (IN.)	STEM HEX (IN.)	NUT HEX (IN.)
RB&H #	GLOBAL RB&H #							
6GS-6FFORX45S	G20234-0606	3/8	1 1/16 - 16	3.23	1.82	0.43	7/8	7/8
6GS-8FFORX45S	G20234-0608	3/8	1 3/16 - 16	3.66	1.82	0.59	7/8	15/16
8GS-8FFORX45S	G20234-0808	1/2	1 3/16 - 16	3.70	2.22	0.59	3/4	15/16
8GS-10FFORX45S	G20234-0810	1/2	1 - 14	3.90	2.42	0.63	1 1/16	1 3/32
10GS-10FFORX45S	G20234-1010	5/8	1 - 14	4.37	2.39	0.63	1 3/16	1 3/16
12GS-12FFORX45S	G20234-1212	3/4	1 3/16 - 12	4.92	2.91	0.83	1 1/4	1 7/16
12GS-16FFORX45S	G20234-1216	3/4	1 7/16 - 12	5.39	3.39	0.94	1 1/4	1 5/8
16GS-16FFORX45S	G20234-1616	1	1 7/16 - 12	5.67	3.46	0.94	1 39/64	1 5/8
16GS-20FFORX45S	G20234-1620	1	1 11/16 - 12	6.46	4.24	0.98	1 39/64	1 31/32
20GS-20FFORX45S-032	G20234-2020	1 1/4	1 11/16 - 12	7.09	4.29	1.26	1 39/64	1 31/32

Metric hex wrench flats per ISO 8434-3

GATES HYDRAULIC

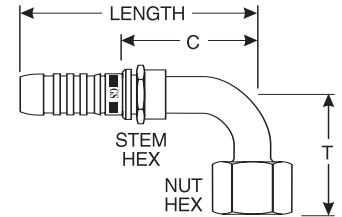
GATES GLOBALSPIRAL (GS) COUPLINGS

SPECIFICATIONS

PRODUCT I.D.		HOSE I.D. (IN.)	THREAD SIZE (IN.)	LENGTH (IN.)	"C" CUT-OFF (IN.)	"T" DROP (IN.)	STEM HEX (MM)	NUT HEX (IN.)
RB&H #	GLOBAL RB&H #							
6GS-6FFORX90S	G20239-0606	3/8	1 1/16 - 16	3.07	1.66	0.91	22.0	7/8
6GS-6FFORX90L	G20241-0606	3/8	1 1/16 - 16	3.35	1.93	2.13	22.0	7/8
6GS-8FFORX90M	G20240-0608	3/8	1 3/16 - 16	3.35	1.93	1.61	22.0	15/16
8GS-8FFORX90S	G20239-0808	1/2	1 3/16 - 16	3.39	1.91	1.14	19.1	15/16
8GS-8FFORX90L	G20241-0808	1/2	1 3/16 - 16	3.39	1.91	3.27	27.0	15/16
8GS-10FFORX90M	G20240-0810	1/2	1 - 14	3.98	2.50	1.85	24.0	1 3/16
8GS-12FFORX90S	G20239-0812	1/2	1 3/16 - 12	4.21	2.50	2.74	27.0	1 7/16
10GS-10FFORX90M	G20240-1010	5/8	1 - 14	4.21	2.20	1.85	25.4	1 3/16
10GS-10FFORX90L	G20241-1010	5/8	1 - 14	4.45	2.44	2.76	25.4	1 3/16
12GS-10FFORX90S	G20239-1210	3/4	1 - 14	4.37	2.36	1.26	25.4	1 3/16
12GS-12FFORX90S	G20239-1212	3/4	1 3/16 - 12	5.04	3.03	1.89	32.0	1 7/16
12GS-12FFORX90M	G20240-1212	3/4	1 3/16 - 12	5.04	3.03	2.28	32.0	1 7/16
12GS-12FFORX90L	G20241-1212	3/4	1 3/16 - 12	5.04	3.03	3.78	32.0	1 7/16
12GS-16FFORX90S	G20239-1216	3/4	1 7/16 - 12	5.39	3.39	2.20	32.0	1 5/8
12GS-16FFORX90L	G20241-1216	3/4	1 7/16 - 12	5.39	3.39	4.49	32.0	1 5/8
16GS-16FFORX90S	G20239-1616	1	1 7/16 - 12	5.67	3.45	2.20	35.0	1 5/8
16GS-16FFORX90M	G20240-1616	1	1 7/16 - 12	5.67	3.45	2.80	35.0	1 5/8
16GS-16FFORX90L	G20241-1616	1	1 7/16 - 12	5.67	3.45	4.49	35.0	1 5/8
16GS-20FFORX90S	G20239-1620	1	1 11/16 - 12	6.06	3.84	2.52	41.0	1 31/32
16GS-20FFORX90M	G20240-1620	1	1 11/16 - 12	6.05	3.83	3.07	41.0	1 31/32
20GS-20FFORX90S	G20239-2020	1 1/4	1 11/16 - 12	6.77	3.97	2.52	50.0	1 31/32
20GS-20FFORX90M	G20240-2020	1 1/4	1 11/16 - 12	6.77	3.97	3.07	50.0	1 31/32
20GS-20FFORX90L	G20241-2020	1 1/4	1 11/16 - 12	6.77	3.97	5.08	50.0	1 31/32

Metric hex wrench flats per ISO 8434-3

Female Flat Face Swivel 90° Bent Tube



SPECIFICATIONS

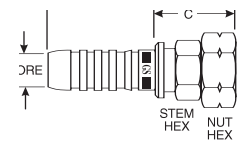
PRODUCT I.D.		HOSE I.D. (IN.)	THREAD SIZE (IN.)	LENGTH (IN.)	"C" CUT-OFF (IN.)	"T" DROP (IN.)	STEM HEX (MM)	NUT HEX (IN.)
RB&H #	GLOBAL RB&H #							
12GS-16FFORX135	G20248-1216	3/4	1 7/16 - 12	3.39	1.48	3.28	27.0	24.0

Female Flat Face Swivel 135° Bent Tube

SPECIFICATIONS

PRODUCT I.D.		HOSE I.D. (IN.)	THREAD SIZE (IN.)	LENGTH (IN.)	"C" CUT-OFF (IN.)	STEM HEX (MM)	NUT HEX (MM)
RB&H #	GLOBAL RB&H #						
8GS-8FKX	G20910-0808	1/2	M22 x 1.5	2.93	1.46	22.2	27.0
10GS-10FKX	G20910-1010	5/8	M24 x 1.5	3.74	1.76	30.0	32.0
12GS-12FKX	G20910-1212	3/4	M30 x 1.5	4.00	2.00	28.6	36.0
16GS-16FKX	G20910-1616	1	M33 x 1.5	4.51	2.29	31.8	41.0

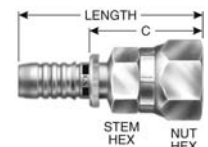
Female Komatsu Swivel Straight



SPECIFICATIONS

PRODUCT I.D.		HOSE I.D. (IN.)	THREAD SIZE (IN.)	LENGTH (IN.)	"C" CUT-OFF (IN.)	STEM HEX (MM)	NUT HEX (MM)
RB&H #	GLOBAL RB&H #						
12GS-12FJISX	G20930-1212	3/4	3/4 - 14	3.87	1.86	32.0	36.0
12GS-16FJISX	G20930-1616	1	1 - 11	4.25	2.03	41.0	41.0

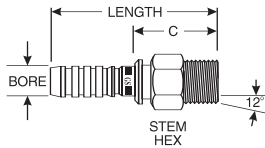
Female Japanese Industrial Standard 30° Flare Swivel



GATES HYDRAULIC

GATES GLOBALSPIRAL (GS) COUPLINGS

Male Kobelco Fitting

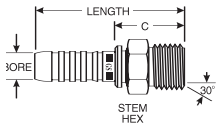


SPECIFICATIONS

PRODUCT I.D.		HOSE I.D. (IN.)	THREAD SIZE	LENGTH (IN.)	"C" CUT-OFF (IN.)	STEM HEX (MM)
RB&H #	GLOBAL RB&H #					
12GS-22MKB	G20735-1222	3/4	M30 x 1.5	3.35	1.34	36.0
12GS-28MKB	G20735-1228	3/4	M36 x 1.5	3.62	1.61	41.0
16GS-28MKB	G20735-1628	1	M36 x 1.5	3.98	1.74	50.0
16GS-35MKB	G20735-1635	1	M45 x 1.5	3.74	1.50	50.0

Male Parallel Pipe

BRITISH STANDARD

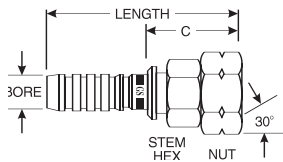


SPECIFICATIONS

PRODUCT I.D.		HOSE I.D. (IN.)	THREAD SIZE (IN.)	LENGTH (IN.)	"C" CUT-OFF (IN.)	STEM HEX (MM)
RB&H #	GLOBAL RB&H #					
12GS-12MBSPP	G20810-1212	3/4	3/4 - 14	3.35	1.37	32.0
16GS-16MBSPP	G20810-1616	1	1 - 11	3.86	1.62	41.0
20GS-20MBSPP	G20810-2020	1 1/4	1 1/4 - 11	4.65	1.85	50.0

Parallel Pipe – Female O-Ring Swivel

BRITISH STANDARD

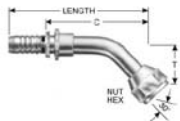


SPECIFICATIONS

PRODUCT I.D.		HOSE I.D. (IN.)	THREAD SIZE (IN.)	LENGTH (IN.)	"C" CUT-OFF (IN.)	NUT HEX (MM)
RB&H #	GLOBAL RB&H #					
6GS-6FBSPORX	G20830-0606	3/8	3/8 - 19	2.34	0.93	22.0
8GS-8FBSPORX	G20830-0808	1/2	1/2 - 14	2.40	0.93	27.0
12GS-12FBSPORX	G20830-1212	3/4	3/4 - 14	3.35	1.34	32.0
16GS-16FBSPORX	G20830-1616	1	1 - 11	3.74	1.52	41.0
20GS-20FBSPORX	G20830-2020	1 1/4	1 1/4 - 11	4.59	1.79	50.0

Parallel Pipe – Female O-Ring Swivel 45° Bent Tube

BRITISH STANDARD

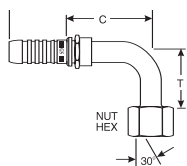


SPECIFICATIONS

PRODUCT I.D.		HOSE I.D. (IN.)	THREAD SIZE (IN.)	LENGTH (IN.)	"C" CUT-OFF (IN.)	"T" DROP (IN.)	NUT HEX (IN.)
RB&H #	GLOBAL RB&H #						
6GS-6FBSPORX45M	G20831-0606	3/8	3/8 - 19	3.27	1.86	0.61	7/8
12GS-12FBSPORX45M	G20831-1212	3/4	3/4 - 14	5.29	3.28	1.11	1 1/4
16GS-16FBSPORX45M	G20831-1616	1	1 - 11	6.12	3.90	1.22	1 1/2
20GS-20FBSPORX45M	G20831-2020	1 1/4	1 1/4 - 11	7.52	4.72	1.48	1 7/8

Parallel Pipe – Female O-Ring Swivel 90° Bent Tube

BRITISH STANDARD



SPECIFICATIONS

PRODUCT I.D.		HOSE I.D. (IN.)	THREAD SIZE (IN.)	LENGTH (IN.)	"C" CUT-OFF (IN.)	"T" DROP (IN.)	NUT HEX (IN.)
RB&H #	GLOBAL RB&H #						
6GS-6FBSPORX90M	G20832-0606	3/8	3/8 - 19	3.07	1.66	1.26	22.2
8GS-8FBSPORX90M	G20832-0808	1/2	1/2 - 14	3.46	1.99	1.48	27.0
12GS-12FBSPORX90M	G20832-1212	3/4	3/4 - 14	4.86	2.85	2.36	32.0
16GS-16FBSPORX90M	G20832-1616	1	1 - 11	5.81	3.59	2.76	41.0
20GS-20FBSPORX90M	G20832-2020	1 1/4	1 1/4 - 11	7.11	4.31	3.15	50.0

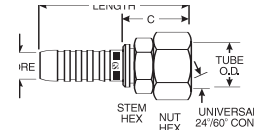
GATES HYDRAULIC

GATES GLOBALSPIRAL (GS) COUPLINGS

SPECIFICATIONS

PRODUCT I.D.		HOSE I.D. (IN.)	THREAD SIZE (IN.)	LENGTH (IN.)	"C" CUT-OFF (IN.)	NUT HEX (MM)
RB&H #	GLOBAL RB&H #					
6GS-12FDLORX	G20645-0612	3/8	M18 x 1.5	2.87	1.46	22.0
8GS-15FDLORX	G20645-0815	1/2	M22 x 1.5	2.87	1.40	27.0
10GS-18FDLORX	G20645-1018	5/8	M26 x 1.5	3.61	1.63	32.0
12GS-22FDLORX	G20645-1222	3/4	M30 x 2.0	3.82	1.81	36.0
12GS-28FDLORX	G20645-1228	3/4	M36 x 2.0	3.90	1.89	41.0
16GS-28FDLORX	G20645-1628	1	M36 x 2.0	4.13	1.91	41.0

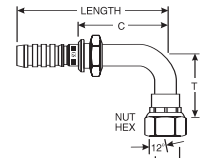
Female DIN 24° Cone Swivel Light Series With O-Ring Straight



Female DIN 24° Cone Swivel Light Series With O-Ring 90° Bent Tube

SPECIFICATIONS


PRODUCT I.D.		HOSE I.D. (IN.)	THREAD SIZE (IN.)	LENGTH (IN.)	"C" CUT-OFF (IN.)	"T" DROP (IN.)	NUT HEX (MM)
RB&H #	GLOBAL RB&H #						
12GS-22FDLORX90M	G20655-1222	3/4	M30 X 2.0	4.86	2.86	2.44	36.0
16GS-28FDLORX90M	G20655-1628	1	M36 x 2.0	5.82	2.71	2.76	41.0



Male DIN 24° Cone Heavy Series Straight

SPECIFICATIONS

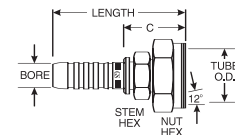
PRODUCT I.D.		HOSE I.D. (IN.)	THREAD SIZE (IN.)	LENGTH (IN.)	"C" CUT-OFF (IN.)	NUT HEX (MM)
RB&H #	GLOBAL RB&H #					
12GS-20MDH	G20715-1220	3/4	M20 x 1.5	3.35	1.34	30.0
12GS-25MDH	G20715-1225	3/4	M36 x 2.0	3.50	1.49	41.0
16GS-30MDH	G20715-1630	1	M42 x 2.0	3.90	1.66	46.0
20GS-38MDH	G20715-2038	1 1/4	M52 x 2.0	4.84	2.04	55.0



Female DIN 24° Cone Swivel With O-Ring Heavy Series Straight

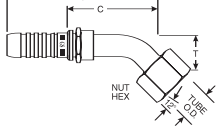
SPECIFICATIONS

PRODUCT I.D.		HOSE I.D. (IN.)	THREAD SIZE (IN.)	LENGTH (IN.)	"C" CUT-OFF (IN.)	NUT HEX (MM)
RB&H #	GLOBAL RB&H #					
6GS-14FDHORX	G20720-0614	3/8	M22 x 1.5	2.97	1.56	27.0
8GS-14FDHORX	G20720-0814	1/2	M22 x 1.5	3.01	1.53	27.0
8GS-16FDHORX	G20720-0816	1/2	M24 x 1.5	3.11	1.63	30.0
10GS-20FDHORX	G20720-1020	5/8	M30 x 2.0	3.94	1.96	36.0
10GS-25FDHORX	G20720-1025	5/8	M36 x 2.0	4.09	2.11	46.0
12GS-20FDHORX	G20720-1220	3/4	M30 x 2.0	4.06	2.05	36.0
12GS-25FDHORX	G20720-1225	3/4	M36 x 2.0	4.23	2.22	46.0
16GS-25FDHORX	G20720-1625	1	M36 x 2.0	4.57	2.35	46.0
16GS-30FDHORX	G20720-1630	1	M42 x 2.0	4.65	2.43	50.0
20GS-38FDHORX	G20720-2038	1 1/4	M52 x 2.0	5.71	2.91	60.0



GATES GLOBALSPIRAL (GS) COUPLINGS

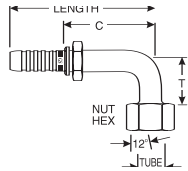
**Female DIN 24° Cone Swivel
With O-Ring
45° Bent Tube
Heavy Series**



SPECIFICATIONS

PRODUCT I.D.		HOSE I.D. (IN.)	THREAD SIZE (IN.)	LENGTH (IN.)	"C" CUT-OFF (IN.)	"T" DROP (IN.)	NUT HEX (MM)
RB&H #	GLOBAL RB&H #						
8GS-	G20725-0816	1/2	M24 x 1.5	3.70	2.23	0.85	30.0
12GS-	G20725-1225	3/4	M36 x 2.0	5.31	3.30	1.22	46.0
20GS-	G20725-2038	1 1/4	M52 x 2.0	7.72	4.92	1.67	60.0

**Female DIN 24° Cone Swivel
With O-Ring
90° Bent Tube
Heavy Series**



SPECIFICATIONS

PRODUCT I.D.		HOSE I.D. (IN.)	THREAD SIZE (IN.)	LENGTH (IN.)	"C" CUT-OFF (IN.)	"T" DROP (IN.)	NUT HEX (MM)
RB&H #	GLOBAL RB&H #						
8GS-16FDHORX90M	G20730-0816	1/2	M24 x 1.5	3.39	1.91	1.73	30.0
10GS-20FDHORX90M	G20730-1020	5/8	M30 x 2.0	4.43	2.45	2.01	36.0
12GS-20FDHORX90M	G20730-1220	3/4	M30 x 2.0	4.86	2.85	2.44	36.0
12GS-25FDHORX90M	G20730-1225	3/4	M36 x 2.0	4.86	2.85	2.52	46.0
16GS-30FDHORX90M	G20730-1630	1	M42 x 2.0	5.81	3.59	2.99	50.0
20GS-38FDHORX90	G20730-2038	1 1/4	M52 x 2.0	7.11	4.31	3.43	60.0