

GATES HYDRAULIC

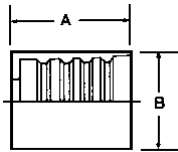
PCS COUPLINGS

Gates PCS Couplings and Ferrules for C12M, GS4, G4K, and G3K Hose

(PCS will be replaced w/Gates GS couplings in the future)

PCS Skive Ferrules

PRODUCT I.D.		"A" LENGTH (IN.)	"B" DIA. (IN.)
RB&H #	AUTOMOTIVE REFERENCE #		
20PCS2F	80756	2.77	2.25
24PCS2F	80757	2.77	2.54
32PCS2F	80758	3.43	3.08



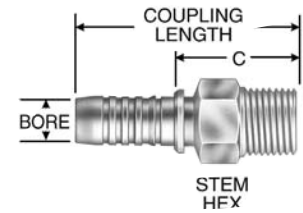
PCS No-Skive Ferrules

PRODUCT I.D.		"A" LENGTH (IN.)	"B" DIA. (IN.)
RB&H #	AUTOMOTIVE REFERENCE #		
20PCS-1F*	81394	2.77	2.43
24PCS-1F	81395	3.50	2.77
32PCS-1F	81396	3.43	3.34

* Labeled for use on M3K also.

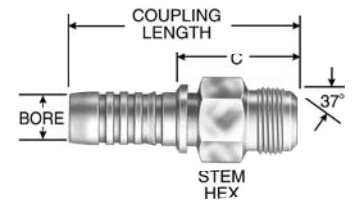
PRODUCT I.D.		HOSE I.D. (IN.)	THREAD SIZE (IN.)	STEM HEX (IN.)	BORE (IN.)	LENGTH (IN.)	"C" CUT-OFF (IN.)
RB&H #	AUTOMOTIVE REFERENCE #						
20PCS-20MP	81408	1 ¼	1 ¼ - 11 ½	1 ¾	1.06	4.98	2.18
24PCS-24MP	81410	1 ½	1 ½ - 11 ½	2	1.28	5.14	2.34
32PCS-32MP	81411	2	2 - 11 ½	2 ½	1.75	5.88	2.33

NPTF Solid Male



PRODUCT I.D.		HOSE I.D. (IN.)	THREAD SIZE (IN.)	STEM HEX (IN.)	BORE (IN.)	LENGTH (IN.)	"C" CUT-OFF (IN.)
RB&H #	AUTOMOTIVE REFERENCE #						
20PCS-16MJ	81425	1 ¼	1 5/16 - 12	1 ¾	1.06	4.86	2.06
20PCS-20MJ	81424	1 ¼	1 5/8 - 12	1 ¾	1.06	4.91	2.11
24PCS-24MJ	81409	1 ½	1 7/8 - 12	2	1.29	5.04	2.24
32PCS-32MJ	81437	2	2 ½ - 12	2.63	1.75	6.14	2.59

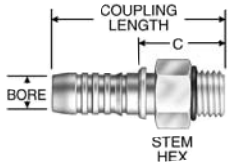
Male JIC 37° Flare



GATES HYDRAULIC

PCS COUPLINGS

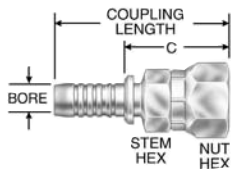
O-Ring Boss Solid Male



SPECIFICATIONS

PRODUCT I.D.		HOSE I.D. (IN.)	THREAD SIZE (IN.)	BORE (IN.)	STEM HEX (IN.)	LENGTH (IN.)	"C" CUT-OFF (IN.)
RB&H #	AUTOMOTIVE REFERENCE #						
20PCS-20MB	81416	1 ¼	1 5/8 - 12	1.06	1 7/8	4.37	1.57

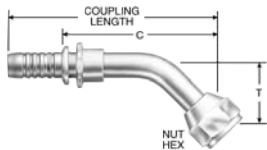
Female JIC 37° Flare Swivel



SPECIFICATIONS

PRODUCT I.D.		HOSE I.D. (IN.)	THREAD SIZE (IN.)	BORE (IN.)	NUT HEX (IN.)	STEM HEX (IN.)	LENGTH (IN.)	"C" CUT-OFF (IN.)
RB&H #	AUTOMOTIVE REFERENCE #							
20PCS-16FJX	81399	1 ¼	1 5/16 - 12	1.06	1 ½	1 ¾	4.96	2.16
20PCS-20FJX	81432	1 ¼	1 5/8 - 12	1.06	2	1 ¾	5.29	2.49
24PCS-24FJX	81440	1 ½	1 7/8 - 12	1.28	2 3/8	2	5.42	2.62
24PCS-32FJX	81439	1 ½	2 ½ - 12	1.28	3	2 ½	5.87	3.07
32PCS-32FJX	81442	2	2 ½ - 12	1.75	3	2 ½	6.58	3.03

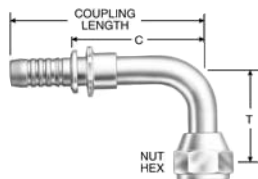
Female JIC 37° Flare Swivel 45° Bent Tube



SPECIFICATIONS

PRODUCT I.D.		HOSE I.D. (IN.)	THREAD SIZE (IN.)	NUT HEX (IN.)	"T" DROP (IN.)	LENGTH (IN.)	"C" CUT-OFF (IN.)
RB&H #	AUTOMOTIVE REFERENCE #						
20PCS-20FJX45	81562	1 ¼	1 5/8 - 12	2	1.60	8.15	5.35
24PCS-24FJX45M	81307	1 ½	1 7/8 - 12	2 3/8	2.00	9.02	6.22

Female JIC 37° Flare Swivel 90° Bent Tube



SPECIFICATIONS

PRODUCT I.D.		HOSE I.D. (IN.)	THREAD SIZE (IN.)	NUT HEX (IN.)	"T" DROP (IN.)	LENGTH (IN.)	"C" CUT-OFF (IN.)
RB&H #	AUTOMOTIVE REFERENCE #						
20PCS-20FJX90S	81369	1 ¼	1 5/8 - 12	2	3.00	6.16	3.36
20PCS-20FJX90M	81452	1 ¼	1 5/8 - 12	2	5.00	6.16	3.36

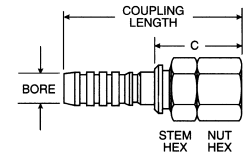
GATES HYDRAULIC

PCS COUPLINGS

Female MegaSeal Swivel

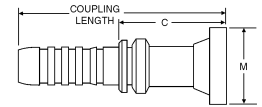
PRODUCT I.D.		HOSE I.D. (IN.)	THREAD SIZE (IN.)	BORE (IN.)	NUT HEX (IN.)	STEM HEX (IN.)	LENGTH (IN.)	"C" CUT-OFF (IN.)
RB&H #	AUTOMOTIVE REFERENCE #							
20PCS-20FMX	81544	1 ¼	1 5/8 - 12	1.06	2	1 13/16	5.36	2.56

High performance JIC seal design.



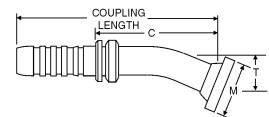
PRODUCT I.D.		HOSE I.D. (IN.)	NOM. FLG. SIZE (IN.)	"M" FLANGE DIAMETER (IN.)	LENGTH (IN.)	"C" CUT-OFF (IN.)
RB&H #	AUTOMOTIVE REFERENCE #					
20PCS-16FL	81454	1 ¼	1	1.75	5.08	2.28
20PCS-20FL	81461	1 ¼	1 ¼	2.00	5.71	2.91
20PCS-24FL	81462	1 ¼	1 ½	2.38	5.71	2.91
24PCS-20FL	81441	1 ½	1 ¼	2.81	5.71	2.92
24PCS-24FL	81463	1 ½	1 ½	2.38	5.79	2.99
24PCS-32FL	81464	1 ½	2	2.81	5.79	2.99
32PCS-32FL	81465	2	2	2.81	6.08	2.54

O-Ring Flange Straight
(CODE 61 - SAE J518)



PRODUCT I.D.		HOSE I.D. (IN.)	NOM. FLG. SIZE (IN.)	"M" FLANGE DIAMETER (IN.)	"T" DROP (IN.)	LENGTH (IN.)	"C" CUT-OFF (IN.)
RB&H #	AUTOMOTIVE REFERENCE #						
20PCS-20FL22	81472	1 ¼	1 ¼	2.00	0.50	5.86	3.06
20PCS-24FL22	81473	1 ¼	1 ½	2.38	0.50	5.86	3.06
24PCS-24FL22	81474	1 ½	1 ½	2.38	0.63	6.28	3.48
24PCS-32FL22	-	1 ½	2	2.81	0.63	6.28	3.48
32PCS-32FL22	81475	2	2	2.81	0.88	8.00	4.46

O-Ring Flange 22 ½°
CODE 61 – SAE J518

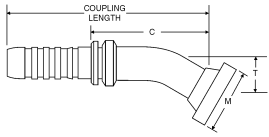


GATES HYDRAULIC

PCS COUPLINGS

O-Ring Flange 30°

CODE 61 – SAE J518



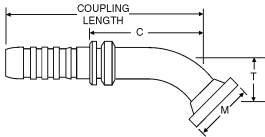
SPECIFICATIONS

PRODUCT I.D.		HOSE I.D. (IN.)	NOM. FLG. SIZE (IN.)	"M" FLANGE DIAMETER (IN.)	"T" DROP (IN.)	LENGTH (IN.)	"C" CUT-OFF (IN.)
RB&H #	AUTOMOTIVE REFERENCE #						
20PCS-20FL30	81482	1 ¼	1 ¼	2.00	0.72	6.04	3.24
20PCS-24FL30	81483	1 ¼	1 ½	2.38	0.72	6.04	3.70
24PCS-24FL30	81484	1 ½	1 ½	2.38	0.88	6.50	3.70
24PCS-32FL30	81318	1 ½	2	2.81	0.88	6.50	3.70
32PCS-32FL30	81485	2	2	2.81	1.25	8.23	4.68

Flange halves, O-Rings, and kits available

O-Ring Flange 45°

CODE 61 – SAE J518



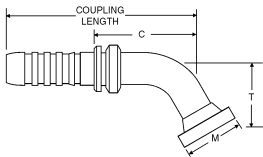
SPECIFICATIONS

PRODUCT I.D.		HOSE I.D. (IN.)	NOM. FLG. SIZE (IN.)	"M" FLANGE DIAMETER (IN.)	"T" DROP (IN.)	LENGTH (IN.)	"C" CUT-OFF (IN.)
RB&H #	AUTOMOTIVE REFERENCE #						
20PCS-16FL45	81488	1 ¼	1	1.75	1.12	5.91	3.11
20PCS-20FL45	81493	1 ¼	1 ¼	2.00	1.27	6.41	3.61
20PCS-24FL45	81494	1 ¼	1 ½	2.38	1.27	6.41	3.61
24PCS-20FL45	81498	1 ½	1 ¼	2.00	1.27	6.51	3.71
24PCS-24FL45	81495	1 ½	1 ½	2.38	1.44	7.03	4.23
24PCS-32FL45	81496	1 ½	2	2.81	1.44	7.03	4.23
32PCS-24FL45	81499	2	1 ½	2.38	3.12	7.42	3.88
32PCS-32FL45	81497	2	2	2.81	2.00	8.52	4.98

Flange halves, O-Rings, and kits available

O-Ring Flange 60°

CODE 61 – SAE J518



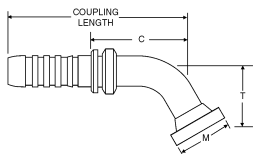
SPECIFICATIONS

PRODUCT I.D.		HOSE I.D. (IN.)	NOM. FLG. SIZE (IN.)	"M" FLANGE DIAMETER (IN.)	"T" DROP (IN.)	LENGTH (IN.)	"C" CUT-OFF (IN.)
RB&H #	AUTOMOTIVE REFERENCE #						
20PCS-20FL60L	81597	1 ¼	1 ¼	2.00	2.56	6.93	4.13
20PCS-20FL60	81506	1 ¼	1 ¼	2.00	1.66	6.22	3.42
20PCS-24FL60	81507	1 ¼	1 ½	2.38	1.66	6.22	3.42
24PCS-24FL60	81508	1 ½	1 ½	2.38	2.00	6.73	3.93
24PCS-32FL60	81509	1 ½	2	2.81	2.00	6.73	3.93
32PCS-32FL60	81510	2	2	2.81	2.88	9.02	5.48

Flange halves, O-Rings, and kits available

O-Ring Flange 67 ½°

CODE 61 – SAE J518



SPECIFICATIONS

PRODUCT I.D.		HOSE I.D. (IN.)	NOM. FLG. SIZE (IN.)	"M" FLANGE DIAMETER (IN.)	"T" DROP (IN.)	LENGTH (IN.)	"C" CUT-OFF (IN.)
RB&H #	AUTOMOTIVE REFERENCE #						
20PCS-20FL67	81518	1 ¼	1 ¼	2.00	1.90	6.19	3.39
20PCS-24FL67	81519	1 ¼	1 ½	2.38	1.90	6.19	3.39
24PCS-16FL67	81523	1 ½	1	1.75	1.75	5.93	3.13
24PCS-24FL67	81520	1 ½	1 ½	2.38	2.00	6.69	3.89
24PCS-32FL67	81521	1 ½	2	2.81	2.00	6.69	3.89
32PCS-32FL67	81522	2	2	2.81	3.25	9.00	5.46

Flange halves, O-Rings, and kits available

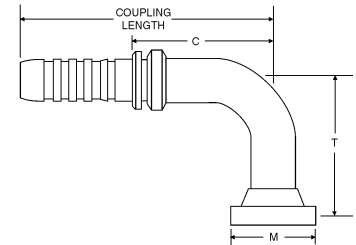
GATES HYDRAULIC

PCS COUPLINGS

SPECIFICATIONS

PRODUCT I.D.		HOSE I.D. (IN.)	NOM. FLG. SIZE (IN.)	"M" FLANGE DIAMETER (IN.)	"T" DROP (IN.)	LENGTH (IN.)	"C" CUT-OFF (IN.)
RB&H #	AUTOMOTIVE REFERENCE #						
20PCS-16FL90	81538	1 ¼	1	1.75	3.50	6.16	3.36
20PCS-20FL90	81530	1 ¼	1 ¼	2.00	5.12	6.16	3.36
20PCS-20FL90M	81599	1 ¼	1 ¼	2.00	4.00	6.16	3.36
20PCS-20FL90L	81598	1 ¼	1 ¼	2.00	6.62	6.16	3.36
20PCS-24FL90S	81531	1 ¼	1 ½	2.38	2.81	6.16	3.36
20PCS-24FL90M	81207	1 ¼	1 ½	2.38	4.62	6.16	3.36
24PCS-20FL90	81535	1 ½	1 ¼	2.00	2.81	6.26	3.46
24PCS-24FL90	81532	1 ½	1 ½	2.38	3.12	6.67	3.88
24PCS-24FL90M	81327	1 ½	1 ½	2.38	4.00	6.67	3.88
24PCS-24FL90L	81284	1 ½	1 ½	2.38	5.81	6.67	3.88
24PCS-32FL90	81533	1 ½	2	2.81	3.12	6.67	3.88
24PCS-32FL90M	-	1 ½	2	2.81	4.50	6.67	3.87
24PCS-32FL90L	81329	1 ½	2	2.81	6.75	6.67	3.87
32PCS-24FL90	81536	2	1 ½	2.38	3.12	7.42	3.88
32PCS-32FL90	81534	2	2	2.81	4.50	8.52	4.98
32PCS-32FL90M	81337	2	2	2.81	6.50	8.52	4.98
32PCS-32FL90L	81338	2	2	2.81	8.00	8.52	4.98

O-Ring Flange 90°
CODE 61 – SAE J518



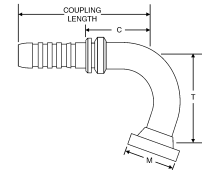
Flange halves, O-Rings, and kits available
* Komatsu style

SPECIFICATIONS

PRODUCT I.D.		HOSE I.D. (IN.)	NOM. FLG. SIZE (IN.)	"M" FLANGE DIAMETER (IN.)	"T" DROP (IN.)	LENGTH (IN.)	"C" CUT-OFF (IN.)
RB&H #	AUTOMOTIVE REFERENCE #						
24PCS-24FL110	81548	1 ½	.32	2.38	3.69	7.67	4.87
32PCS-32FL110	81549	2	.38	2.81	5.53	9.81	6.27

Flange halves, O-Rings, and kits available

O-Ring Flange 110°
CODE 61 – SAE J518

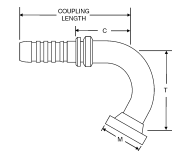


SPECIFICATIONS

PRODUCT I.D.		HOSE I.D. (IN.)	NOM. FLG. SIZE (IN.)	"M" FLANGE DIAMETER (IN.)	"T" DROP (IN.)	LENGTH (IN.)	"C" CUT-OFF (IN.)
RB&H #	AUTOMOTIVE REFERENCE #						
24PCS-24FL120	81339	1 ½	1 ½	2.38	4.68	6.99	4.19

Flange halves, O-Rings, and kits available

O-Ring Flange 120°
CODE 61 – SAE J518

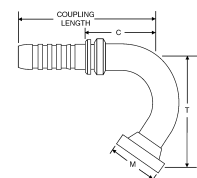


SPECIFICATIONS

PRODUCT I.D.		HOSE I.D. (IN.)	NOM. FLG. SIZE (IN.)	"M" FLANGE DIAMETER (IN.)	"T" DROP (IN.)	LENGTH (IN.)	"C" CUT-OFF (IN.)
RB&H #	AUTOMOTIVE REFERENCE #						
32PCS-32FL125	81340	2	2	2.81	5.82	8.15	4.61

Flange halves, O-Rings, and kits available

O-Ring Flange 125°
CODE 61 – SAE J518

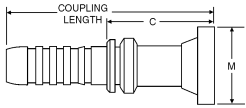


GATES HYDRAULIC

PCS COUPLINGS

**O-Ring Flange
Straight**

CODE 62 – SAE J518



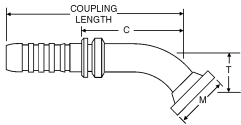
SPECIFICATIONS

PRODUCT I.D.		HOSE I.D. (IN.)	NOM. FLG. SIZE (IN.)	"M" FLANGE DIAMETER (IN.)	LENGTH (IN.)	"C" CUT-OFF (IN.)
RB&H #	AUTOMOTIVE REFERENCE #					
20PCS-20FLH	81571	1 ¼	1 ¼	2.13	6.15	3.35
20PCS-24FLH	81572	1 ¼	1 ½	2.50	6.28	3.48
24PCS-24FLH	81573	1 ½	1 ½	2.50	6.36	2.80
24PCS-32FLH	81574	1 ½	2	3.13	6.67	2.80
32PCS-32FLH	81575	2	2	3.13	6.96	3.54

Flange halves, O-Rings, and kits available

O-Ring Flange 45°

CODE 62 – SAE J518



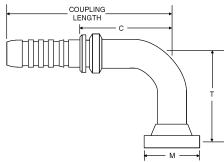
SPECIFICATIONS

PRODUCT I.D.		HOSE I.D. (IN.)	NOM. FLG. SIZE (IN.)	"M" FLANGE DIAMETER (IN.)	"T" DROP (IN.)	LENGTH (IN.)	"C" CUT-OFF (IN.)
RB&H #	AUTOMOTIVE REFERENCE #						
20PCS-20FLH45	81581	1 ¼	1 ¼	2.13	1.58	6.72	3.92
20PCS-24FLH45	81582	1 ¼	1 ½	2.50	1.67	6.81	4.01
24PCS-24FLH45	81583	1 ½	1 ½	2.50	1.84	7.43	4.63
24PCS-32FLH45	81584	1 ½	2	3.13	2.06	7.65	4.85
32PCS-32FLH45	81585	2	2	3.13	2.62	9.14	5.60

Flange halves, O-Rings, and kits available

O-Ring Flange 90°

CODE 62 – SAE J518

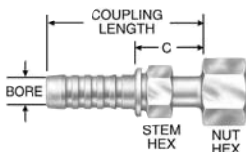


SPECIFICATIONS

PRODUCT I.D.		HOSE I.D. (IN.)	NOM. FLG. SIZE (IN.)	"M" FLANGE DIAMETER (IN.)	"T" DROP (IN.)	LENGTH (IN.)	"C" CUT-OFF (IN.)
RB&H #	AUTOMOTIVE REFERENCE #						
20PCS-20FLH90	81591	1 ¼	1 ¼	2.13	3.25	6.16	3.36
20PCS-24FLH90	81592	1 ¼	1 ½	2.50	3.38	6.16	3.36
24PCS-24FLH90	81593	1 ½	1 ½	2.50	3.69	6.67	3.88
24PCS-32FLH90	81594	1 ½	2	3.13	4.00	6.67	3.88
32PCS-32FLH90	81595	2	2	3.13	5.38	8.52	4.98

Flange halves, O-Rings, and kits available

**Female Flat-Face O-Ring Swivel
Straight**



SPECIFICATIONS

PRODUCT I.D.		HOSE I.D. (IN.)	THREAD SIZE (IN.)	BORE (IN.)	NUT HEX (IN.)	STEM HEX (IN.)	LENGTH (IN.)	"C" CUT-OFF (IN.)
RB&H #	AUTOMOTIVE REFERENCE #							
20PCS-20FFORX	81033	1 ¼	1 11/16 - 12	1.06	1 7/8	1 ¾	5.17	2.37
24PCS-24FFORX	81034	1 ½	2 - 12	1.28	2 ¼	2	5.17	2.37

GATES HYDRAULIC

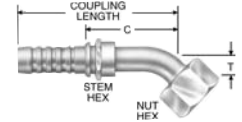
PCS COUPLINGS

SPECIFICATIONS

PRODUCT I.D.		HOSE I.D. (IN.)	THREAD SIZE (IN.)	NUT HEX (IN.)	STEM HEX (IN.)	"T" DROP (IN.)	LENGTH (IN.)	"C" CUT-OFF (IN.)
RB&H #	AUTOMOTIVE REFERENCE #							
20PCS-20FFORX45	81052	1 1/4	1 11/16 - 12	1 7/8	1 3/4	1.00	6.92	4.12
24PCS-24FFORX45*	81056	1 1/2	2 - 12	2 1/4	2	1.07	7.54	4.74

* Check for availability

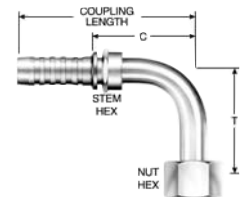
Female Flat-Face O-Ring Swivel 45° Bent Tube



SPECIFICATIONS

PRODUCT I.D.		HOSE I.D. (IN.)	THREAD SIZE (IN.)	NUT HEX (IN.)	STEM HEX (IN.)	"T" DROP (IN.)	LENGTH (IN.)	"C" CUT-OFF (IN.)
RB&H #	AUTOMOTIVE REFERENCE #							
20PCS-20FFORX90S	81063	1 1/4	1 11/16 - 12	1 7/8	1 3/4	2.51	6.91	4.11
20PCS-20FFORX90M	81073	1 1/4	1 11/16 - 12	1 7/8	1 3/4	3.09	6.91	4.11
20PCS-20FFORX90L	81083	1 1/4	1 11/16 - 12	1 7/8	1 3/4	5.09	6.91	4.11
24PCS-24FFORX90S*	81066	1 1/2	2 - 12	2 1/4	2	2.70	7.61	4.81
24PCS-24FFORX90M*	81074	1 1/2	2 - 12	2 1/4	2	3.41	7.61	4.81
24PCS-24FFORX90L*	81084	1 1/2	2 - 12	2 1/4	2	5.54	7.61	4.81

Female Flat-Face O-Ring Swivel 90° Bent Tube

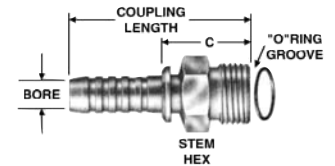


Male Flat-Face O-Ring

SPECIFICATIONS

PRODUCT I.D.		HOSE I.D. (IN.)	THREAD SIZE (IN.)	BORE (IN.)	STEM HEX (IN.)	LENGTH (IN.)	"C" CUT-OFF (IN.)
RB&H #	AUTOMOTIVE REFERENCE #						
20PCS-20MFFOR	81043	1 1/4	1 11/16 - 12	1.06	1 3/4	4.31	1.51

O-Rings available page 168



Japanese Komatsu Style Metric PCS Stems

These female swivels have been marked with two small notches on the stem hex to identify them as the Komatsu style. The flanges are marked with the catalog description.

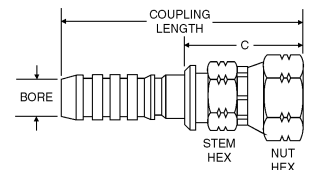
SPECIFICATIONS

PRODUCT I.D.		HOSE I.D. (IN.)	THREAD SIZE (IN.)	BORE (IN.)	NUT HEX (IN.)	STEM HEX (IN.)	LENGTH (IN.)	"C" CUT-OFF (IN.)
RB&H #	AUTOMOTIVE REFERENCE #							
20PCS-20FKX	80209	1 1/4	M36X1.5	1.06	2	1 3/4	5.52	2.72
24PCS-24FKX	80210	1 1/2	M42X1.5	1.28	2 3/8	2	5.63	2.83

NOTE:

These couplings have a 30° flare seat and look similar to but will not seat with JIC 37° or SAE 45° male thread ends.

Female Komatsu Swivel Straight



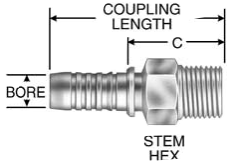
Threads comply with Japanese industrial standard B 0207. The thread is specified as having nominal sizes of 18, 22, 24, 30, 33, 36 or 42mm. with a 1.5mm. thread pitch.

GATES HYDRAULIC

PCS COUPLINGS

British Standard Pipe Parallel (BSPP) Thread

Male BSPP Straight

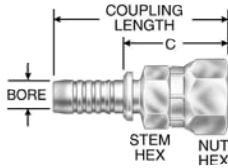


SPECIFICATIONS

PRODUCT I.D.		HOSE I.D. (IN.)	THREAD SIZE (IN.)	BORE (IN.)	STEM HEX (IN.)	LENGTH (IN.)	"C" CUT-OFF (IN.)
RB&H #	AUTOMOTIVE REFERENCE #						
20PCS-20MBSPP	81334	1 ¼	1 ¼ - 11	1.06	1 ¾	4.60	1.80
24PCS-24MBSPP	81335	1 ½	1 ½ - 11	1.28	2 ⅛	4.74	1.94
32PCS-32MBSPP	81336	2	2 - 11	1.75	2 ¾	5.80	2.25

NOTE: Retaining ring and O-Ring for port side use available

Female BSPP Swivel Straight



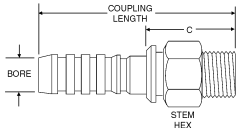
SPECIFICATIONS

PRODUCT I.D.		HOSE I.D. (IN.)	THREAD SIZE (IN.)	BORE (IN.)	NUT HEX (IN.)	STEM HEX (IN.)	LENGTH (IN.)	"C" CUT-OFF (IN.)
RB&H #	AUTOMOTIVE REFERENCE #							
20PCS-16FBSPPX	81115	1 ¼	1 - 11	1.06	1 ½	1 ½	4.83	2.03
20PCS-20FBSPPX	81116	1 ¼	1 ¼ - 11	1.06	1 ⅞	1 ¾	4.90	2.10
24PCS-24FBSPPX	81117	1 ½	1 ½ - 11	1.28	2 ¼	2	5.40	2.60
32PCS-32FBSPPX	81118	2	2 - 11	1.75	3	2 ½	6.63	3.08

DIN (Deutsche Industriale Norme)*

Male DIN – Heavy Series

* Some OEM DIN fittings have O-Rings
The Gates DIN fittings are designed to work as replacements and do not have O-Rings

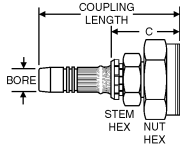


SPECIFICATIONS

PRODUCT I.D.		HOSE I.D. (IN.)	THREAD SIZE (MM)	DIN TUBE O.D. (MM)	BORE (IN.)	STEM HEX (MM)	LENGTH (IN.)	"C" CUT-OFF (IN.)
RB&H #	AUTOMOTIVE REFERENCE #							
20PCS-38MDH	83085	1 ¼	M52X2.0	38	1.06	55	4.88	2.08

NOTE: Retaining ring and O-Ring for port side use available

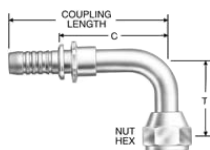
Female DIN Swivel Straight Heavy Series 12° Inverted Cone With O-Ring



SPECIFICATIONS

PRODUCT I.D.		HOSE I.D. (IN.)	THREAD SIZE (MM)	DIN TUBE O.D. (MM)	BORE (IN.)	STEM HEX (MM)	NUT HEX (MM)	LENGTH (IN.)	"C" CUT-OFF (IN.)
RB&H #	AUTOMOTIVE REFERENCE #								
20PCS-38FDHX	80985	1 ¼	M52X2.0	38	1.06	51	60	5.64	2.84

Female DIN Swivel Heavy Series 90° Bent Tube



SPECIFICATIONS

PRODUCT I.D.		HOSE I.D. (IN.)	THREAD SIZE (MM)	DIN TUBE O.D. (MM)	NUT HEX (MM)	"T" DROP (IN.)	LENGTH (IN.)	"C" CUT-OFF (IN.)
RB&H #	AUTOMOTIVE REFERENCE #							
20PCS-38FDHX90	80997	1 ¼	M52X2.0	38	60	3.64	7.54	4.74