

HYDRAULIC ADAPTERS

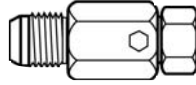
FLUID CONDUCTING SWIVELS

S Series / In-Line 3,000 psi / Full Flow

SPECIFICATIONS

RB&H #	TUBE O.D. (IN.)	FEMALE PIPE (IN.)
S6J6-PF4	3/8	1/4
S6J8-PF6	1/2	3/8
S8J10-PF8	5/8	1/2
S8J12-PF12	3/4	3/4
S16J16-PF16	1	1
S20J20-PF20	1 1/4	1 1/4
S24J24-PF24	1 1/2	1 1/2
S32J32-PF32	2	2

Male JIC to Female Pipe



SPECIFICATIONS

RB&H #	FEMALE PIPE (IN.)	MALE PIPE (IN.)
S6PF4-P4	1/4	1/4
S6PF6-P6	3/8	3/8
S8PF8-P8	1/2	1/2
S8PF12-P12	3/4	3/4
S16PF16-P16	1	1
S20PF20-P20	1 1/4	1 1/4
S24PF24-P24	1 1/2	1 1/2
S32PF32-P32	2	2

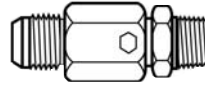
Female Pipe to Male Pipe



SPECIFICATIONS

RB&H #	TUBE O.D. (IN.)	MALE PIPE (IN.)
S6J6-P4	3/8	1/4
S6J8-P6	1/2	3/8
S8J10-P8	5/8	1/2
S8J12-P12	3/4	3/4
S16J16-P16	1	1
S20J20-P20	1 1/4	1 1/4
S24J24-P24	1 1/2	1 1/2
S32J32-P32	2	2

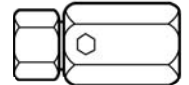
Male JIC to Male Pipe



SPECIFICATIONS

RB&H #	FEMALE PIPE (IN.)	FEMALE PIPE (IN.)
S6PF4-PF4	1/4	1/4
S6PF6-PF6	3/8	3/8
S8PF8-PF8	1/2	1/2
S8PF12-PF12	3/4	3/4
S16PF16-PF16	1	1
S20PF20-PF20	1 1/4	1 1/4
S24PF24-PF24	1 1/2	1 1/2
S32PF32-PF32	2	2

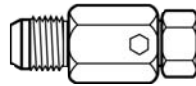
Female Pipe to Female Pipe



SPECIFICATIONS

RB&H #	TUBE O.D. (IN.)	TUBE O.D. (IN.)
S6J6-JF6	3/8	3/8
S6J8-JF8	1/2	1/2
S8J10-JF10	5/8	5/8
S8J12-JF12	3/4	3/4
S16J16-JF16	1	1
S20J20-JF20	1 1/4	1 1/4
S24J24-JF24	1 1/2	1 1/2
S32J32-JF32	2	2

Male JIC to Solid Female JIC

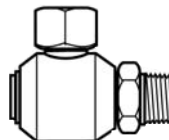


9S Series / 90° 3,000 psi / Pressure Balanced

SPECIFICATIONS

RB&H #	FEMALE PIPE (IN.)	MALE PIPE (IN.)
9S6PU4-P4	1/4	1/4
9S6PU4-P6	1/4	3/8
9S6PU6-P4	3/8	1/4
9S6PU6-P6	3/8	3/8
9S8PU8-P8	1/2	1/2
9S12PU12-P12	3/4	3/4
9S16PU16-P16	1	1
9S20PU20-P20	1 1/4	1 1/4
9S24PU24-P24	1 1/2	1 1/2
9S32PU32-P32	2	2

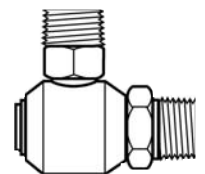
Female Pipe Swivel Union to Male Pipe



SPECIFICATIONS

RB&H #	MALE PIPE (IN.)	MALE PIPE (IN.)
9S6P4-P4	1/4	1/4
9S6P6-P4	3/8	1/4
9S6P4-P6	1/4	3/8
9S6P6-P6	3/8	3/8
9S8P8-P8	1/2	1/2
9S12P12-P12	3/4	3/4
9S16P16-P16	1	1
9S20P20-P20	1 1/4	1 1/4
9S24P24-P24	1 1/2	1 1/2
9S32P32-P32	2	2

Male Pipe to Male Pipe

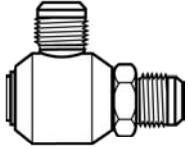


HYDRAULIC ADAPTERS

FLUID CONDUCTING SWIVELS

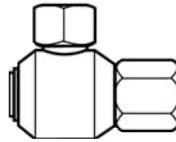
9S Series / 90° 3,000 psi / Pressure Balanced

Male JIC to Male JIC



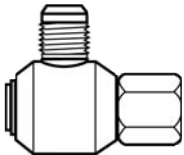
SPECIFICATIONS		
RB&H #	TUBE O.D. (IN.)	TUBE O.D. (IN.)
9S6J6-J5	3/8	5/16
9S6J5-J5	5/16	5/16
9S6J5-J6	5/16	3/8
9S6J6-J6	3/8	3/8
9S6J6-J8	3/8	1/2
9S6J8-J8	1/2	1/2
9S8J10-J10	5/8	5/8
9S12J12-J12	3/4	3/4
9S16J16-J16	1	1
9S20J20-J20	1 1/4	1 1/4
9S24J24-J24	1 1/2	1 1/2
9S32J32-J32	2	2

Female Pipe Swivel Union to Female Pipe



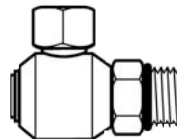
SPECIFICATIONS		
RB&H #	FEMALE PIPE (IN.)	FEMALE PIPE (IN.)
9S6PU4-PF4	1/4	1/4
9S6PU4-PF6	1/4	3/8
9S6PU6-PF4	3/8	1/4
9S6PU6-PF6	3/8	3/8
9S8PU8-PF8	1/2	1/2
9S12PU12-PF12	3/4	3/4
9S16PU16-PF16	1	1
9S20PU20-PF20	1 1/4	1 1/4
9S24PU24-PF24	1 1/2	1 1/2
9S32PU32-PF32	2	2

Male JIC to Female Pipe



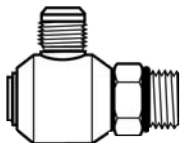
SPECIFICATIONS		
RB&H #	TUBE O.D. (IN.)	FEMALE PIPE (IN.)
9S6J5-PF4	5/16	1/4
9S6J5-PF6	5/16	3/8
9S6J6-PF4	3/8	1/4
9S6J6-PF6	3/8	3/8
9S6J8-PF6	1/2	3/8
9S8J10-PF8	5/8	1/2
9S12J12-PF12	3/4	3/4
9S16J16-PF16	1	1
9S20J20-PF20	1 1/4	1 1/4
9S24J24-PF24	1 1/2	1 1/2
9S32J32-PF32	2	2

Female Pipe Swivel Union to O-Ring



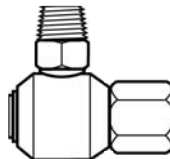
SPECIFICATIONS		
RB&H #	FEMALE PIPE (IN.)	TUBE O.D. (IN.)
9S6PU4-O6	1/4	3/8
9S6PU6-O6	3/8	3/8
9S6PU6-O8	3/8	1/2
9S6PU8-O8	1/2	1/2
9S8PU8-O10	1/2	5/8
9S12PU12-O12	3/4	3/4
9S16PU16-O16	1	1
9S20PU20-O20	1 1/4	1 1/4
9S24PU24-O24	1 1/2	1 1/2
9S32PU32-O32	2	2

Male JIC to Male O-Ring



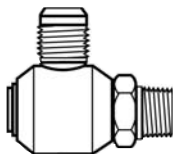
SPECIFICATIONS		
RB&H #	TUBE O.D. (IN.)	FEMALE PIPE (IN.)
9S6J4-O4	5/16	3/8
9S6J6-O6	3/8	3/8
9S6J6-O8	3/8	1/2
9S6J8-O8	1/2	1/2
9S8J10-O10	5/8	5/8
9S12J12-O12	3/4	3/4
9S16J16-O16	1	1
9S20J20-O20	1 1/4	1 1/4
9S24J24-O24	1 1/2	1 1/2
9S32J32-O32	2	2

Male Pipe to Female Pipe



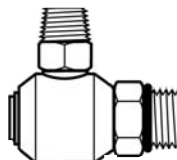
SPECIFICATIONS		
RB&H #	MALE PIPE (IN.)	FEMALE PIPE (IN.)
9S6P4-PF4	1/4	1/4
9S6P6-PF4	3/8	1/4
9S6P4-PF6	1/4	3/8
9S6P6-PF6	3/8	3/8
9S8P8-PF8	1/2	1/2
9S12P12-PF12	3/4	3/4
9S16P16-PF16	1	1
9S20P20-PF20	1 1/4	1 1/4
9S24P24-PF24	1 1/2	1 1/2
9S32P32-PF32	2	2

Male JIC to Male Pipe



SPECIFICATIONS		
RB&H #	TUBE O.D. (IN.)	FEMALE PIPE (IN.)
9S6J5-P4	5/16	1/4
9S6J5-P6	5/16	3/8
9S6J6-P4	3/8	1/4
9S6J6-P6	3/8	3/8
9S6J8-P6	1/2	3/8
9S8J10-P8	5/8	1/2
9S12J12-P12	3/4	3/4
9S16J16-P16	1	1
9S20J20-P20	1 1/4	1 1/4
9S24J24-P24	1 1/2	1 1/2
9S32J32-P32	2	2

Male Pipe to O-Ring



SPECIFICATIONS		
RB&H #	MALE PIPE (IN.)	TUBE O.D. (IN.)
9S6P4-O5	1/4	5/16
9S6P4-O6	1/4	3/8
9S6P6-O5	3/8	5/16
9S6P6-O6	3/8	3/8
9S6P6-O8	3/8	1/2
9S8P8-O10	1/2	5/8
9S12P12-O12	3/4	3/4
9S16P16-O16	1	1
9S20P20-O20	1 1/4	1 1/4
9S24P24-O24	1 1/2	1 1/2
9S32P32-O32	2	2

HYDRAULIC ADAPTERS

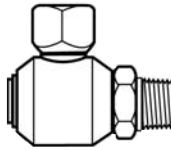
FLUID CONDUCTING SWIVELS

9S Series / 90° 3,000 psi / Pressure Balanced

SPECIFICATIONS

RB&H #	FEMALE PIPE (IN.)	MALE PIPE (IN.)
9S6PF4-P4	1/4	1/4
9S6PF4-P6	1/4	3/8
9S6PF6-P4	3/8	1/4
9S6PF6-P6	3/8	3/8
9S8PF8-P8	1/2	1/2
9S12PF12-P12	3/4	3/4
9S16PF16-P16	1	1
9S20PF20-P20	1 1/4	1 1/4
9S24PF24-P24	1 1/2	1 1/2
9S32PF32-P32	2	2

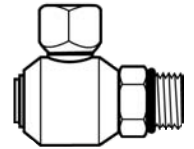
Female Pipe to Male Pipe



SPECIFICATIONS

RB&H #	FEMALE PIPE (IN.)	TUBE O.D. (IN.)
9S6PF4-O6	1/4	3/8
9S6PF6-O6	3/8	3/8
9S8PF8-O10	1/2	5/8
9S12PF12-O12	3/4	3/4
9S16PF16-O16	1	1
9S20PF20-O20	1 1/4	1 1/4
9S24PF24-O24	1 1/2	1 1/2
9S32PF32-O32	2	2

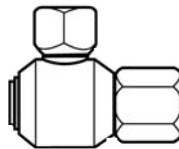
Female Pipe to O-Ring



SPECIFICATIONS

RB&H #	FEMALE PIPE (IN.)	FEMALE PIPE (IN.)
9S6PF4-PF4	1/4	1/4
9S6PF4-PF6	1/4	3/8
9S6PF6-PF4	3/8	1/4
9S6PF6-PF6	3/8	3/8
9S8PF8-PF8	1/2	1/2
9S12PF12-PF12	3/4	3/4
9S16PF16-PF16	1	1
9S20PF20-PF20	1 1/4	1 1/4
9S24PF24-PF24	1 1/2	1 1/2
9S32PF32-PF32	2	2

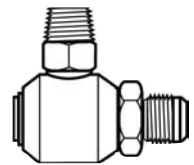
Female Pipe to Female Pipe



SPECIFICATIONS

RB&H #	MALE PIPE (IN.)	TUBE O.D. (IN.)
9S6P4-J5	1/4	5/16
9S6P4-J6	1/4	3/8
9S6P6-J5	3/8	5/16
9S6P6-J6	3/8	3/8
9S8P8-J10	1/2	5/8
9S12P12-J12	3/4	3/4
9S16P16-J16	1	1
9S20P20-J20	1 1/4	1 1/4
9S24P24-J24	1 1/2	1 1/2
9S32P32-J32	2	2

Male Pipe to Male JIC

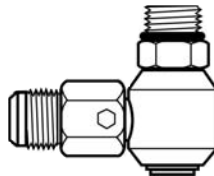


9SS Series / 90° 3,000 psi / Dual Plane

SPECIFICATIONS

RB&H #	TUBE O.D. (IN.)	TUBE O.D. (IN.)
9SS6J6-O6	3/8	3/8
9SS6J6-O8	3/8	1/2
9SS6J8-O8	1/2	1/2
9SS8J10-O10	5/8	5/8
9SS12J12-O12	3/4	3/4
9SS16J16-O16	1	1
9SS20J20-O20	1 1/4	1 1/4

Male JIC to Male O-Ring



Seal Kits

Kits as listed contain dust and fluid seals with retaining rings, balls, and plugs as applicable.

SPECIFICATIONS

RB&H #	BODY SIZE
S6-1	S6
S8-1	S8
S14-1	S14
S16-1	S16
S20-1	S20
S24-1	S24
S32-1	S32

S-Series

SPECIFICATIONS

RB&H #	BODY SIZE
9S6-1	9S6
9S8-1	9S8
9S12-1	9S12
9S16-1	9S16
9S20-1	9S20
9S24-1	9S24
9S32-1	9S32

9S-Series