

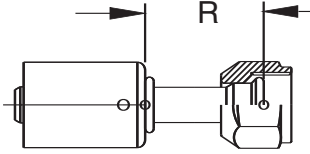
AIR CONDITIONING

BEADLOCK FITTINGS

Beadlock Fittings (Hose Ends)

Straight Female Flare

SAE 45°

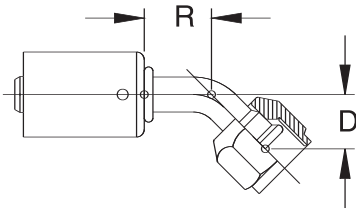


SPECIFICATIONS

RB&H #	THREAD (IN.)	FITTING SIZE	HOSE SIZE	"D" DROP LENGTH (IN.)	"R" RUN LENGTH (IN.)
AC1101	5/8 - 18	6	6	N/A	1.00
AC1108	3/4 - 16	8	6	N/A	1.19
AC1105	5/8 - 18	6	8	N/A	1.19
AC1102	3/4 - 16	8	8	N/A	1.19
AC1106	3/4 - 16	8	10	N/A	1.50
AC1103	7/8 - 14	10	10	N/A	1.50
AC1107	7/8 - 14	10	12	N/A	1.75
AC1104	1 1/16 - 14	12	12	N/A	1.75
AC1101STEEL	5/8 - 18	6	6	N/A	1.38
AC1102STEEL	3/4 - 16	8	8	N/A	1.44
AC1103STEEL	7/8 - 14	10	10	N/A	1.69
AC1107STEEL	7/8 - 14	10	12	N/A	1.94

45° Female Flare

SAE 45°

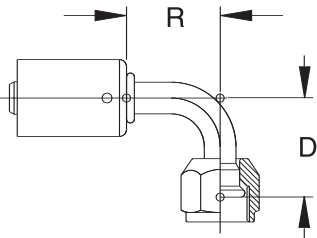


SPECIFICATIONS

RB&H #	THREAD (IN.)	FITTING SIZE	HOSE SIZE	"D" DROP LENGTH (IN.)	"R" RUN LENGTH (IN.)
AC1111	5/8 - 18	6	6	0.56	0.81
AC1118	3/4 - 16	8	6	0.63	0.94
AC1115	5/8 - 18	6	8	0.63	0.94
AC1112	3/4 - 16	8	8	0.63	0.94
AC1116	3/4 - 16	8	10	0.88	1.25
AC1113	7/8 - 14	10	10	0.88	1.25
AC1117	7/8 - 14	10	12	1.00	1.50
AC1114	1 1/16 - 14	12	12	1.00	1.50

90° Female Flare

SAE 45°



SPECIFICATIONS

RB&H #	THREAD (IN.)	FITTING SIZE	HOSE SIZE	"D" DROP LENGTH (IN.)	"R" RUN LENGTH (IN.)
AC1121	5/8 - 18	6	6	1.06	1.06
AC1128	3/4 - 16	8	6	1.25	1.25
AC1125	5/8 - 18	6	8	1.25	1.25
AC1122	3/4 - 16	8	8	1.25	1.25
AC1126	3/4 - 16	8	10	1.50	1.50
AC1123	7/8 - 14	10	10	1.50	1.50
AC1127	7/8 - 14	10	12	1.50	1.75
AC1124	1 1/16 - 14	12	12	1.50	1.75
AC1121STEEL	5/8 - 18	6	6	1.12	1.25
AC1122STEEL	3/4 - 16	8	8	1.31	1.44
AC1123STEEL	7/8 - 14	10	10	1.56	1.63
AC1127STEEL	7/8 - 14	10	12	1.56	1.94

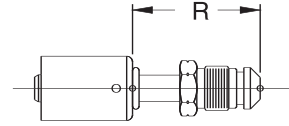
AIR CONDITIONING

BEADLOCK FITTINGS

SPECIFICATIONS

RB&H #	THREAD (IN.)	FITTING SIZE	HOSE SIZE	"D" DROP LENGTH (IN.)	"R" RUN LENGTH (IN.)
AC1201	5/8 - 18	6	6	N/A	1.88
AC1202	3/4 - 16	8	8	N/A	2.00
AC1203	7/8 - 14	10	10	N/A	2.31
AC1204	1 1/16 - 14	12	12	N/A	2.50

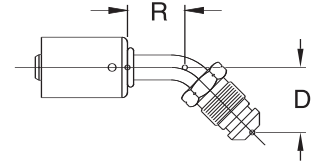
Straight Male Flare
SAE 45°



SPECIFICATIONS

RB&H #	THREAD (IN.)	FITTING SIZE	HOSE SIZE	"D" DROP LENGTH (IN.)	"R" RUN LENGTH (IN.)
AC1211	5/8 - 18	6	6	0.94	0.81
AC1212	3/4 - 16	8	8	1.06	0.94
AC1213	7/8 - 14	10	10	1.12	1.25
AC1214	1 1/16 - 14	12	12	1.25	1.50

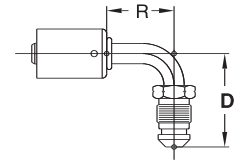
45° Male Flare
SAE 45°



SPECIFICATIONS

RB&H #	THREAD (IN.)	FITTING SIZE	HOSE SIZE	"D" DROP LENGTH (IN.)	"R" RUN LENGTH (IN.)
AC1221	5/8 - 18	6	6	1.75	1.06
AC1222	3/4 - 16	8	6	1.81	1.25
AC1223	7/8 - 14	10	10	2.19	1.50
AC1224	1 1/16 - 14	12	12	2.25	1.75

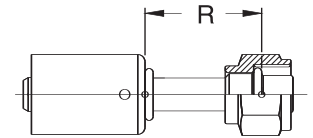
90° Male Flare
SAE 45°



SPECIFICATIONS

RB&H #	THREAD (IN.)	FITTING SIZE	HOSE SIZE	"D" DROP LENGTH (IN.)	"R" RUN LENGTH (IN.)
AC1301	5/8 - 18	6	6	N/A	1.38
AC1308	3/4 - 16	8	6	N/A	1.50
AC1305	5/8 - 18	6	8	N/A	1.50
AC1302	3/4 - 16	8	8	N/A	1.50
AC1306	3/4 - 16	8	10	N/A	1.69
AC1303	7/8 - 14	10	10	N/A	1.69
AC1310	1 1/16 - 14	12	10	N/A	1.81
AC1307	7/8 - 14	10	12	N/A	1.81
AC1304	1 1/16 - 14	12	12	N/A	1.81
AC1301STEEL	5/8 - 18	6	6	N/A	1.38
AC1302STEEL	3/4 - 16	8	8	N/A	1.44
AC1303STEEL	7/8 - 14	10	10	N/A	1.69
AC1307STEEL	7/8 - 14	10	12	N/A	1.88

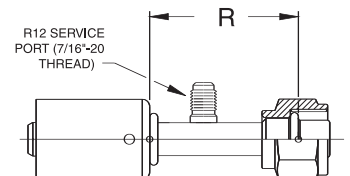
Straight Female O-Ring



SPECIFICATIONS

RB&H #	THREAD (IN.)	FITTING SIZE	HOSE SIZE	"D" DROP LENGTH (IN.)	"R" RUN LENGTH (IN.)
AC1301-1	5/8 - 18	6	6	N/A	1.88
AC1302-1	3/4 - 16	8	8	N/A	1.88
AC1303-1	7/8 - 14	10	10	N/A	2.12
AC1307-1	7/8 - 14	10	12	N/A	2.25

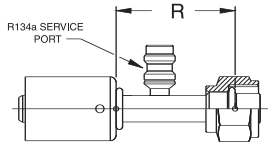
Straight Female O-Ring with R12 Service Port



AIR CONDITIONING

BEADLOCK FITTINGS

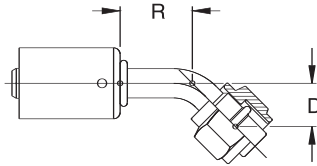
Straight Female O-Ring with R134a Service Port



SPECIFICATIONS

RB&H #	THREAD (IN.)	FITTING SIZE	HOSE SIZE	"D" DROP LENGTH (IN.)	"R" RUN LENGTH (IN.)
AC1301-3	5/8 - 18	6	6	N/A	1.88
AC1302-3	3/4 - 16	8	8	N/A	1.88
AC1303-3	7/8 - 14	10	10	N/A	2.12
AC1307-3	7/8 - 14	10	12	N/A	2.25

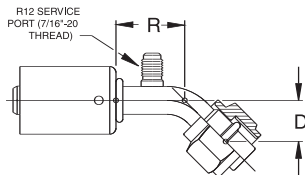
45° Female O-Ring



SPECIFICATIONS

RB&H #	THREAD (IN.)	FITTING SIZE	HOSE SIZE	"D" DROP LENGTH (IN.)	"R" RUN LENGTH (IN.)
AC1311	5/8 - 18	6	6	0.56	0.81
AC1315	5/8 - 18	6	8	0.63	0.94
AC1312	3/4 - 16	8	8	0.63	0.94
AC1316	3/4 - 16	8	10	0.88	1.25
AC1313	7/8 - 14	10	10	0.88	1.25
AC1317	7/8 - 14	10	12	0.94	1.50
AC1314	1 1/16 - 14	12	12	0.94	1.50

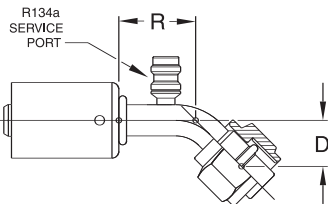
45° Female O-Ring with R12 Service Port



SPECIFICATIONS

RB&H #	THREAD (IN.)	FITTING SIZE	HOSE SIZE	"D" DROP LENGTH (IN.)	"R" RUN LENGTH (IN.)
AC1311-1	5/8 - 18	6	6	0.56	1.63
AC1312-1	3/4 - 16	8	8	0.63	1.63
AC1313-1	7/8 - 14	10	10	0.88	1.75
AC1317-1	7/8 - 14	10	12	0.94	1.88

45° Female O-Ring with R134a Service Port



SPECIFICATIONS

RB&H #	THREAD (IN.)	FITTING SIZE	HOSE SIZE	"D" DROP LENGTH (IN.)	"R" RUN LENGTH (IN.)
AC1311-3	5/8 - 18	6	6	0.56	1.63
AC1312-3	3/4 - 16	8	8	0.63	1.63
AC1313-3	7/8 - 14	10	10	0.88	1.75
AC1317-3	7/8 - 14	10	12	0.94	1.88

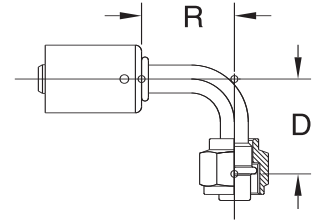
AIR CONDITIONING

BEADLOCK FITTINGS

SPECIFICATIONS

RB&H #	THREAD (IN.)	FITTING SIZE	HOSE SIZE	"D" DROP LENGTH (IN.)	"R" RUN LENGTH (IN.)
AC1321	5/8 - 18	6	6	1.12	1.06
AC1328	3/4 - 16	8	6	1.31	1.25
AC1325	5/8 - 18	6	8	1.31	1.25
AC1322	3/4 - 16	8	8	1.31	1.25
AC1326	3/4 - 16	8	10	1.50	1.50
AC1323	7/8 - 14	10	10	1.50	1.50
AC1330	1 1/16 - 14	12	10	1.75	1.75
AC1327	7/8 - 14	10	12	1.75	1.75
AC1324	1 1/16 - 14	12	12	1.75	1.75
AC1321STEEL	5/8 - 18	6	6	1.25	1.25
AC1322STEEL	3/4 - 16	8	8	1.44	1.44
AC1323STEEL	7/8 - 14	10	10	1.56	1.63
AC1327STEEL	7/8 - 14	10	12	1.56	1.94

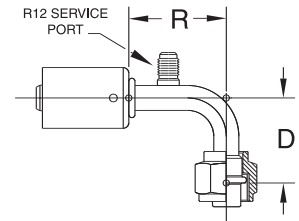
90° Female O-Ring



SPECIFICATIONS

RB&H #	THREAD (IN.)	FITTING SIZE	HOSE SIZE	"D" DROP LENGTH (IN.)	"R" RUN LENGTH (IN.)
AC1321-1	5/8 - 18	6	6	1.12	2.12
AC1322-1	3/4 - 16	8	8	1.31	2.12
AC1323-1	7/8 - 14	10	10	1.50	2.38
AC1327-1	7/8 - 14	10	12	1.75	2.69

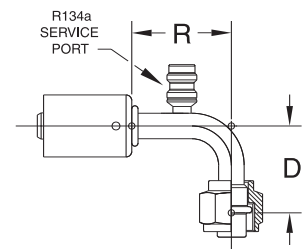
90° Female O-Ring with R12 Service Port



SPECIFICATIONS

RB&H #	THREAD (IN.)	FITTING SIZE	HOSE SIZE	"D" DROP LENGTH (IN.)	"R" RUN LENGTH (IN.)
AC1321-3	5/8 - 18	6	6	1.12	2.12
AC1322-3	3/4 - 16	8	8	1.31	2.12
AC1323-3	7/8 - 14	10	10	1.50	2.38
AC1327-3	7/8 - 14	10	12	1.75	2.69

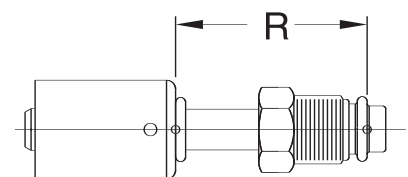
90° Female O-Ring with R134a Service Port



SPECIFICATIONS

RB&H #	THREAD (IN.)	FITTING SIZE	HOSE SIZE	"D" DROP LENGTH (IN.)	"R" RUN LENGTH (IN.)
AC1401	5/8 - 18	6	6	N/A	1.69
AC1408	3/4 - 18	8	6	N/A	1.75
AC1405	5/8 - 18	6	8	N/A	1.75
AC1402	3/4 - 18	8	8	N/A	1.75
AC1403	7/8 - 18	10	10	N/A	1.88
AC1407	7/8 - 18	10	12	N/A	2.38
AC1404	1 1/16 - 16	12	12	N/A	2.38

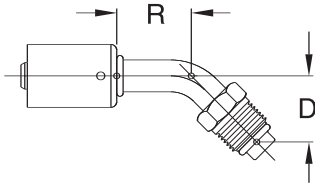
Straight Male O-Ring



AIR CONDITIONING

BEADLOCK FITTINGS

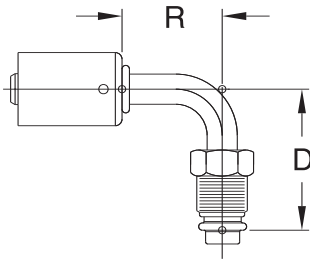
45° Male O-Ring



SPECIFICATIONS

RB&H #	THREAD (IN.)	FITTING SIZE	HOSE SIZE	"D" DROP LENGTH (IN.)	"R" RUN LENGTH (IN.)
AC1411	5/8 - 18	6	6	0.88	0.81
AC1418	3/4 - 18	8	6	1.00	0.94
AC1415	5/8 - 18	6	8	1.00	0.94
AC1412	3/4 - 18	8	8	1.00	0.94
AC1413	7/8 - 18	10	10	1.06	1.25
AC1414	1 1/16 - 18	12	12	1.19	1.50

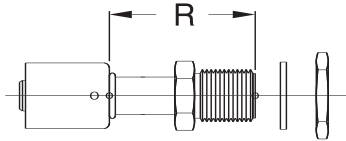
90° Male O-Ring



SPECIFICATIONS

RB&H #	THREAD (IN.)	FITTING SIZE	HOSE SIZE	"D" DROP LENGTH (IN.)	"R" RUN LENGTH (IN.)
AC1421	5/8 - 18	6	6	1.63	1.06
AC1428	3/4 - 18	8	6	1.88	1.25
AC1425	5/8 - 18	6	8	1.88	1.25
AC1422	3/4 - 18	8	8	1.88	1.25
AC1423	7/8 - 18	10	10	2.12	1.50
AC1427	7/8 - 18	10	12	2.25	1.75
AC1424	1 1/16 - 16	12	12	2.25	1.75

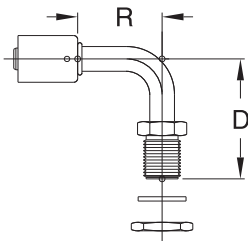
Straight Bulkhead Male Insert O-Ring



SPECIFICATIONS

RB&H #	THREAD (IN.)	FITTING SIZE	HOSE SIZE	"D" DROP LENGTH (IN.)	"R" RUN LENGTH (IN.)
AC1701	5/8 - 18	6	6	N/A	2.50
AC1702	3/4 - 16	8	8	N/A	2.75
AC1703	7/8 - 14	10	10	N/A	2.94

90° Bulkhead Male Insert O-Ring



SPECIFICATIONS

RB&H #	THREAD (IN.)	FITTING SIZE	HOSE SIZE	"D" DROP LENGTH (IN.)	"R" RUN LENGTH (IN.)
AC1721	5/8 - 18	6	6	2.12	1.63
AC1722	3/4 - 16	8	8	2.44	1.75
AC1723	7/8 - 14	10	10	2.50	2.00

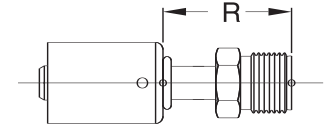
AIR CONDITIONING

BEADLOCK FITTINGS

SPECIFICATIONS

RB&H #	THREAD (IN.)	FITTING SIZE	HOSE SIZE	"D" DROP LENGTH (IN.)	"R" RUN LENGTH (IN.)
AC1801	5/8 - 18	6	6	N/A	1.44
AC1802	3/4 - 16	8	8	N/A	1.63
AC1803	7/8 - 14	10	10	N/A	2.12
AC1804	1 1/16 - 14	12	12	N/A	2.38

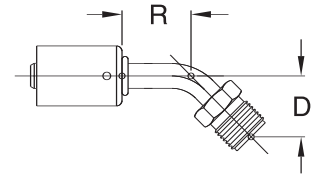
Straight Male Insert O-Ring



SPECIFICATIONS

RB&H #	THREAD (IN.)	FITTING SIZE	HOSE SIZE	"D" DROP LENGTH (IN.)	"R" RUN LENGTH (IN.)
AC1811	5/8 - 18	6	6	0.75	0.81
AC1812	3/4 - 16	8	8	1.00	0.94
AC1813	7/8 - 14	10	10	1.25	1.25

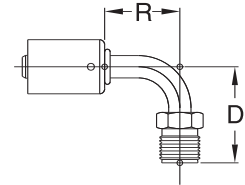
45° Male Insert O-Ring



SPECIFICATIONS

RB&H #	THREAD (IN.)	FITTING SIZE	HOSE SIZE	"D" DROP LENGTH (IN.)	"R" RUN LENGTH (IN.)
AC1821	5/8 - 18	6	6	0.75	1.06
AC1822	3/4 - 16	8	8	1.75	1.25
AC1823	7/8 - 14	10	10	2.00	1.50

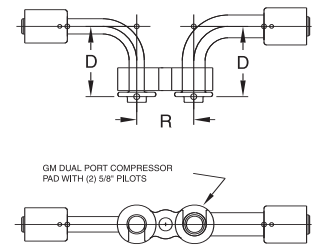
90° Male Insert O-Ring



SPECIFICATIONS

RB&H #	THREAD (IN.)	FITTING SIZE	HOSE SIZE	"D" DROP LENGTH (IN.)	"R" RUN LENGTH (IN.)
AC1900	N/A	GM	8 12	2.31	1.88

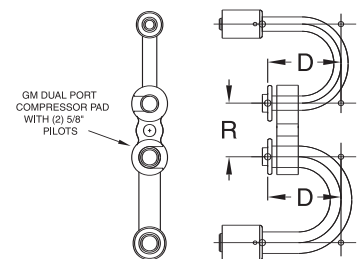
90° GM Dual Port Compressor Universal Swivel



SPECIFICATIONS

RB&H #	THREAD (IN.)	FITTING SIZE	HOSE SIZE	"D" DROP LENGTH (IN.)	"R" RUN LENGTH (IN.)
AC1908	N/A	GM	8 12	2.56	1.88

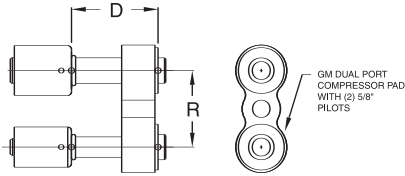
180° GM Dual Port Compressor Universal Swivel



AIR CONDITIONING

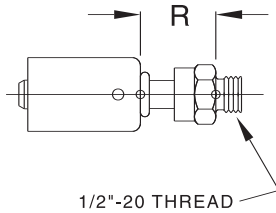
BEADLOCK FITTINGS

Straight GM Dual Port Compressor Universal



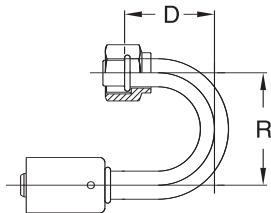
SPECIFICATIONS					
RB&H #	THREAD (IN.)	FITTING SIZE	HOSE SIZE	"D" DROP LENGTH (IN.)	"R" RUN LENGTH (IN.)
AC1920	N/A	GM	8 12	2.25	1.88

Straight Quick Disconnect



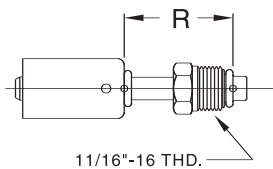
SPECIFICATIONS					
RB&H #	THREAD (IN.)	FITTING SIZE	HOSE SIZE	"D" DROP LENGTH (IN.)	"R" RUN LENGTH (IN.)
AC1926STEEL	1/2 - 20	6	6QD	N/A	0.88

180° Female O-Ring



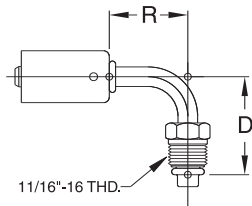
SPECIFICATIONS					
RB&H #	THREAD (IN.)	FITTING SIZE	HOSE SIZE	"D" DROP LENGTH (IN.)	"R" RUN LENGTH (IN.)
AC1931	5/8 - 18	6	6	1.63	2.00
AC1932	3/4 - 16	8	8	1.75	2.00
AC1934	1 1/16 - 14	12	12	2.12	3.00

Straight #7 Male O-Ring



SPECIFICATIONS					
RB&H #	THREAD (IN.)	FITTING SIZE	HOSE SIZE	"D" DROP LENGTH (IN.)	"R" RUN LENGTH (IN.)
AC1952	1 1/16 - 16	7	6	N/A	1.50

90° #7 Male O-Ring



SPECIFICATIONS					
RB&H #	THREAD (IN.)	FITTING SIZE	HOSE SIZE	"D" DROP LENGTH (IN.)	"R" RUN LENGTH (IN.)
AC1953	1 1/16 - 16	7	6	1.56	1.06

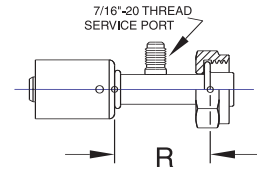
AIR CONDITIONING

BEADLOCK FITTINGS

SPECIFICATIONS

RB&H #	THREAD (IN.)	FITTING SIZE	HOSE SIZE	"D" DROP LENGTH (IN.)	"R" RUN LENGTH (IN.)
AC2102-1	1-14	FTO	8	N/A	2.56
AC2103-1	1-14	FTO	10	N/A	2.63

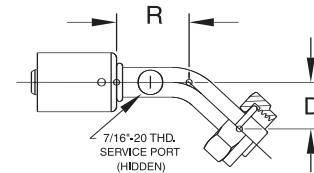
Straight Female Tube-O with R12 Service Port



SPECIFICATIONS

RB&H #	THREAD (IN.)	FITTING SIZE	HOSE SIZE	"D" DROP LENGTH (IN.)	"R" RUN LENGTH (IN.)
AC2112-1	1-14	FTO	8	1.12	2.00
AC2113-1	1-14	FTO	10	1.25	2.12

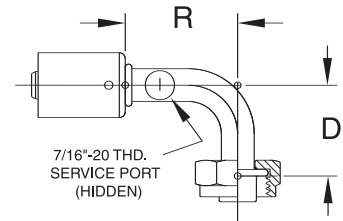
45° Female Tube-O with R12 Service Port



SPECIFICATIONS

RB&H #	THREAD (IN.)	FITTING SIZE	HOSE SIZE	"D" DROP LENGTH (IN.)	"R" RUN LENGTH (IN.)
AC2122-1	1-14	FTO	8	2.31	2.31
AC2123-1	1-14	FTO	10	2.38	2.38

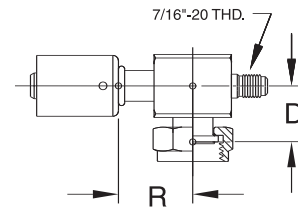
90° Female Tube-O with R12 Service Port



SPECIFICATIONS

RB&H #	THREAD (IN.)	FITTING SIZE	HOSE SIZE	"D" DROP LENGTH (IN.)	"R" RUN LENGTH (IN.)
AC2132-1STEEL	1-14	FRL	8	0.78	0.88
AC2133-1STEEL	1-14	FRL	10	0.78	0.88

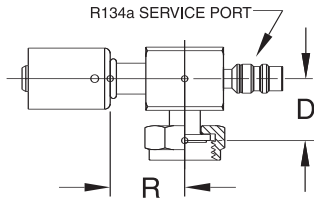
90° Female Rotalok - Steel with R12 Service Port



AIR CONDITIONING

BEADLOCK FITTINGS

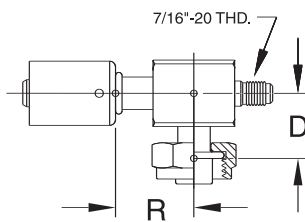
90° Female Rotalok-Steel with R134a Service Port



SPECIFICATIONS

RB&H #	THREAD (IN.)	FITTING SIZE	HOSE SIZE	"D" DROP LENGTH (IN.)	"R" RUN LENGTH (IN.)
AC2132-3STEEL	1-14	FRL	8	0.78	0.88
AC2133-3STEEL	1-14	FRL	10	0.78	0.88

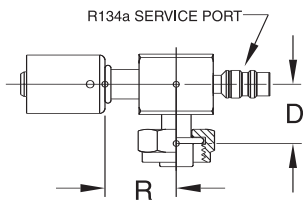
90° Female Tube-O-Steel with R12 Service Port



SPECIFICATIONS

RB&H #	THREAD (IN.)	FITTING SIZE	HOSE SIZE	"D" DROP LENGTH (IN.)	"R" RUN LENGTH (IN.)
AC2142-1STEEL	1-14	FTO	8	0.78	0.88
AC2143-1STEEL	1-14	FTO	10	0.78	0.88
AC2144-1STEEL	1-14	FTO	12	0.78	0.88

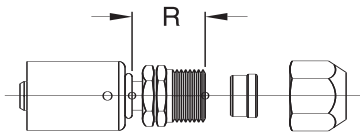
90° Female Rotalok-Steel with R134a Service Port



SPECIFICATIONS

RB&H #	THREAD (IN.)	FITTING SIZE	HOSE SIZE	"D" DROP LENGTH (IN.)	"R" RUN LENGTH (IN.)
AC2142-3STEEL	1-14	FTO	8	0.78	0.88
AC2143-3STEEL	1-14	FTO	10	0.78	0.88
AC2144-3STEEL	1-14	FTO	12	0.78	0.88

Straight Compression Fitting Repairs Tubing



SPECIFICATIONS

RB&H #	THREAD (IN.)	TUBE DIAMETER (IN.)	HOSE SIZE	"D" DROP LENGTH (IN.)	"R" RUN LENGTH (IN.)
AC2901STEEL	5/8 - 18	3/8	6	N/A	1.19
AC2908STEEL	3/4 - 16	1/2	6	N/A	1.31
AC2905STEEL	5/8 - 18	3/8	8	N/A	1.25
AC2902STEEL	3/4 - 16	1/2	8	N/A	1.38
AC2909STEEL	7/8 - 14	5/8	8	N/A	1.50
AC2906STEEL	3/4 - 16	1/2	10	N/A	1.44
AC2903STEEL	7/8 - 14	5/8	10	N/A	1.50
AC2907STEEL	7/8 - 14	5/8	12	N/A	1.63
AC2904STEEL	1 1/16 - 14	3/4	12	N/A	1.75

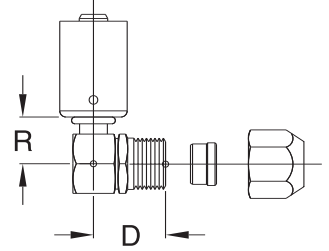
AIR CONDITIONING

BEADLOCK FITTINGS

SPECIFICATIONS

RB&H #	THREAD (IN.)	TUBE DIAMETER (IN.)	HOSE SIZE	"D" DROP LENGTH (IN.)	"R" RUN LENGTH (IN.)
AC2921STEEL	5/8 - 18	3/8	6	0.85	0.74
AC2928STEEL	3/4 - 16	1/2	6	1.06	0.81
AC2925STEEL	5/8 - 18	3/8	8	0.85	0.80
AC2922STEEL	3/4 - 16	1/2	8	1.06	0.87
AC2929STEEL	7/8 - 14	5/8	8	1.20	0.93
AC2926STEEL	3/4 - 16	1/2	10	1.06	0.88
AC2923STEEL	7/8 - 14	5/8	10	1.20	0.94
AC2927STEEL	7/8 - 14	5/8	12	1.20	1.06
AC2924STEEL	1 1/16 - 14	3/4	12	1.33	1.16

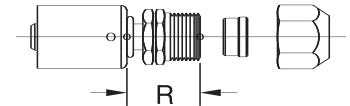
90° Compression Fitting Repairs Tubing



SPECIFICATIONS

RB&H #	THREAD (IN.)	TUBE DIAMETER (IN.)	HOSE SIZE	"D" DROP LENGTH (IN.)	"R" RUN LENGTH (IN.)
AC3001STEEL	5/8 - 18	8.0	6	N/A	1.27
AC3002STEEL	3/4 - 16	12.0	8	N/A	1.50
AC3003STEEL	7/8 - 14	14.5	10	N/A	1.62

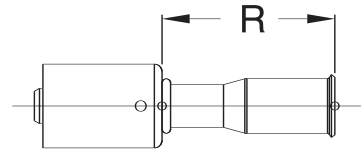
Straight Compression Fitting Repairs Metric Tubing



SPECIFICATIONS

RB&H #	THREAD (IN.)	FITTING SIZE	HOSE SIZE	"D" DROP LENGTH (IN.)	"R" RUN LENGTH (IN.)
AC4101	N/A	6	6	N/A	2.31
AC4108	N/A	8	6	N/A	2.38
AC4102	N/A	8	8	N/A	2.38
AC4103	N/A	10	10	N/A	2.63
AC4107	N/A	10	12	N/A	2.63
AC4104	N/A	12	12	N/A	2.75

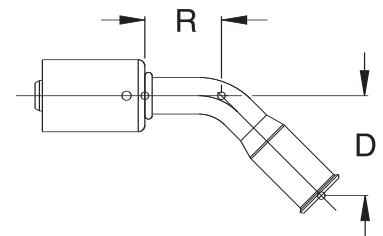
Straight Ford Female Springlock



SPECIFICATIONS

RB&H #	THREAD (IN.)	FITTING SIZE	HOSE SIZE	"D" DROP LENGTH (IN.)	"R" RUN LENGTH (IN.)
AC4111	N/A	6	6	1.31	1.25
AC4118	N/A	8	6	1.37	1.31
AC4112	N/A	8	8	1.37	1.31
AC4113	N/A	10	10	1.69	1.38
AC4117	N/A	10	12	1.75	1.38
AC4114	N/A	12	12	1.75	1.50

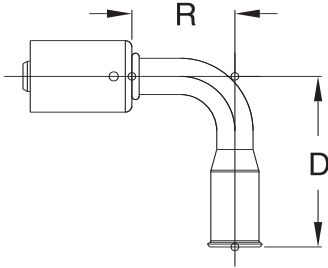
45° Ford Female Springlock



AIR CONDITIONING

BEADLOCK FITTINGS

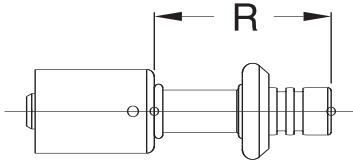
90° Ford Female Springlock



SPECIFICATIONS

RB&H #	THREAD (IN.)	FITTING SIZE	HOSE SIZE	"D" DROP LENGTH (IN.)	"R" RUN LENGTH (IN.)
AC4121	N/A	6	6	2.19	1.38
AC4128	N/A	8	6	2.38	1.44
AC4122	N/A	8	8	2.38	1.44
AC4123	N/A	10	10	2.50	1.63
AC4127	N/A	10	12	2.50	1.63
AC4124	N/A	12	12	3.00	2.19

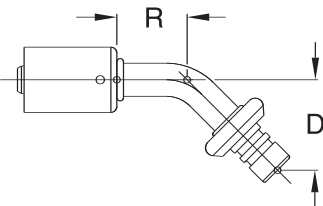
Straight Ford Male Genuine OEM Springlock



SPECIFICATIONS

RB&H #	THREAD (IN.)	FITTING SIZE	HOSE SIZE	"D" DROP LENGTH (IN.)	"R" RUN LENGTH (IN.)
AC4301	N/A	6	6	N/A	2.31
AC4308	N/A	8	6	N/A	2.38
AC4302	N/A	8	8	N/A	2.38
AC4303	N/A	10	10	N/A	2.50
AC4307	N/A	10	12	N/A	2.50
AC4304	N/A	12	12	N/A	2.75

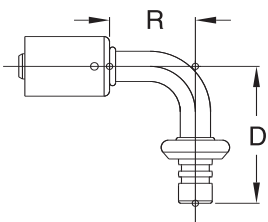
45° Ford Male Genuine OEM Springlock



SPECIFICATIONS

RB&H #	THREAD (IN.)	FITTING SIZE	HOSE SIZE	"D" DROP LENGTH (IN.)	"R" RUN LENGTH (IN.)
AC4311	N/A	6	6	1.25	1.25
AC4318	N/A	8	6	1.31	1.31
AC4312	N/A	8	8	1.31	1.31
AC4313	N/A	10	10	1.63	1.38
AC4317	N/A	10	12	1.63	1.38
AC4314	N/A	12	12	1.75	1.50

90° Ford Male Genuine OEM Springlock



SPECIFICATIONS

RB&H #	THREAD (IN.)	FITTING SIZE	HOSE SIZE	"D" DROP LENGTH (IN.)	"R" RUN LENGTH (IN.)
AC4321	N/A	6	6	2.19	1.38
AC4328	N/A	8	6	2.38	1.44
AC4322	N/A	8	8	2.38	1.44
AC4323	N/A	10	10	2.50	1.63
AC4327	N/A	10	12	2.50	1.63
AC4324	N/A	12	12	3.00	2.19

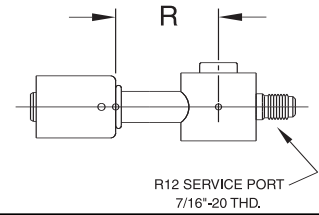
AIR CONDITIONING

BEADLOCK FITTINGS

SPECIFICATIONS

RB&H #	THREAD (IN.)	FITTING SIZE	HOSE SIZE	"D" DROP LENGTH (IN.)	"R" RUN LENGTH (IN.)
AC5602-1	N/A	GM	8	N/A	2.00
AC5603-1	N/A	GM	10	N/A	2.12
AC5604-1	N/A	GM	12	N/A	2.25

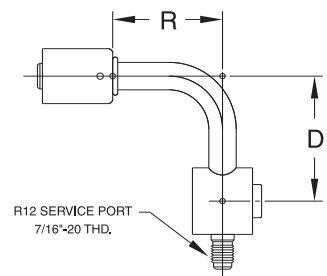
Straight GM Compressor Pad Block Single with R12 Service Port



SPECIFICATIONS

RB&H #	THREAD (IN.)	FITTING SIZE	HOSE SIZE	"D" DROP LENGTH (IN.)	"R" RUN LENGTH (IN.)
AC5622-1	N/A	GM	8	2.25	2.25
AC5623-1	N/A	GM	10	2.31	2.31
AC5624-1	N/A	GM	12	2.38	2.38

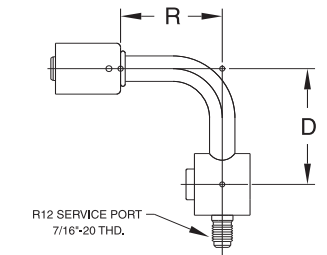
90° GM Compressor Pad Block Single with R12 Service Port



SPECIFICATIONS

RB&H #	THREAD (IN.)	FITTING SIZE	HOSE SIZE	"D" DROP LENGTH (IN.)	"R" RUN LENGTH (IN.)
AC5625-1	N/A	GM	8	2.25	2.25
AC5626-1	N/A	GM	10	2.31	2.31
AC5627-1	N/A	GM	12	2.38	2.38

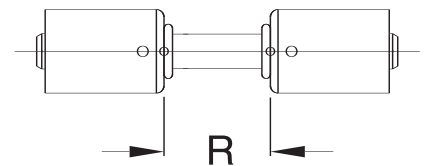
90° GM Compressor Pad Block Single - Reversed with R12 Service Port



SPECIFICATIONS

RB&H #	THREAD (IN.)	FITTING SIZE	HOSE SIZE	"D" DROP LENGTH (IN.)	"R" RUN LENGTH (IN.)
AC6101	N/A	6	6	N/A	1.50
AC6105	N/A	6	8	N/A	1.50
AC6102	N/A	8	8	N/A	1.50
AC6106	N/A	8	10	N/A	1.63
AC6103	N/A	10	10	N/A	1.63
AC6107	N/A	10	10	N/A	1.75
AC6104	N/A	12	12	N/A	1.75

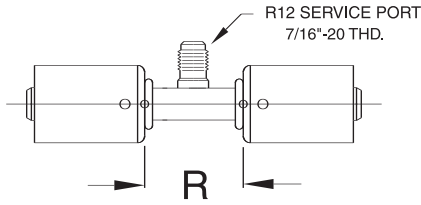
Straight Splicer



AIR CONDITIONING

BEADLOCK FITTINGS

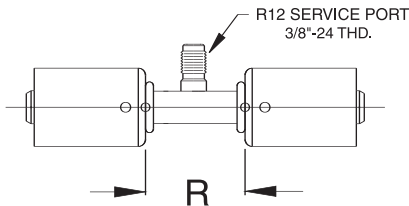
Straight Splicer with R12 Service Port (1/4")



SPECIFICATIONS

RB&H #	THREAD (IN.)	FITTING SIZE	HOSE SIZE	"D" DROP LENGTH (IN.)	"R" RUN LENGTH (IN.)
AC6101-1	N/A	6	6	N/A	1.50
AC6102-1	N/A	8	8	N/A	1.50
AC6103-1	N/A	10	10	N/A	1.63
AC6104-1	N/A	12	12	N/A	1.75

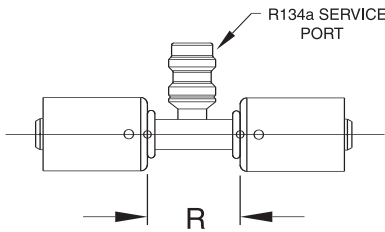
Straight Splicer with R12 Service Port (3/16")



SPECIFICATIONS

RB&H #	THREAD (IN.)	FITTING SIZE	HOSE SIZE	"D" DROP LENGTH (IN.)	"R" RUN LENGTH (IN.)
AC6101-2	N/A	6	6	N/A	1.50
AC6102-2	N/A	8	8	N/A	1.50

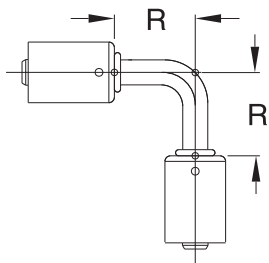
Straight Splicer with R134a Service Port



SPECIFICATIONS

RB&H #	THREAD (IN.)	FITTING SIZE	HOSE SIZE	"D" DROP LENGTH (IN.)	"R" RUN LENGTH (IN.)
AC6101-3	N/A	6	6	N/A	1.50
AC6102-3	N/A	8	8	N/A	1.50
AC6103-3	N/A	10	10	N/A	1.63
AC6104-3	N/A	12	12	N/A	1.75

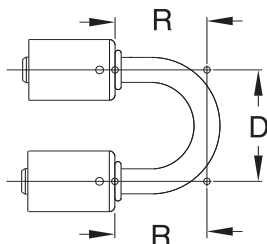
90° Splicer



SPECIFICATIONS

RB&H #	THREAD (IN.)	FITTING SIZE	HOSE SIZE	"D" DROP LENGTH (IN.)	"R" RUN LENGTH (IN.)
AC6121	N/A	6	6	N/A	1.25
AC6122	N/A	8	8	N/A	1.37
AC6123	N/A	10	10	N/A	1.63
AC6124	N/A	12	12	N/A	2.00

180° Splicer



SPECIFICATIONS

RB&H #	THREAD (IN.)	FITTING SIZE	HOSE SIZE	"D" DROP LENGTH (IN.)	"R" RUN LENGTH (IN.)
AC6131	N/A	6	6	2.00	2.38
AC6132	N/A	8	8	2.00	2.50
AC6133	N/A	10	10	2.00	2.63
AC6134	N/A	12	12	3.00	3.00

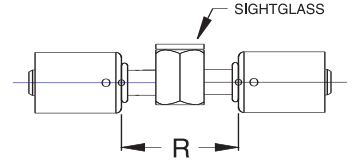
AIR CONDITIONING

BEADLOCK FITTINGS

SPECIFICATIONS

RB&H #	THREAD (IN.)	FITTING SIZE	HOSE SIZE	"D" DROP LENGTH (IN.)	"R" RUN LENGTH (IN.)
AC6190STEEL	N/A	SG	6	N/A	1.50

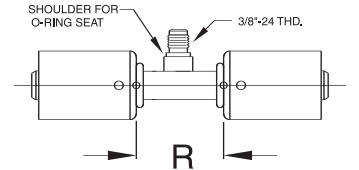
Splicer with In-Line Sight Glass



SPECIFICATIONS

RB&H #	THREAD (IN.)	FITTING SIZE	HOSE SIZE	"D" DROP LENGTH (IN.)	"R" RUN LENGTH (IN.)
AC6191	N/A	SWP	8	N/A	1.50

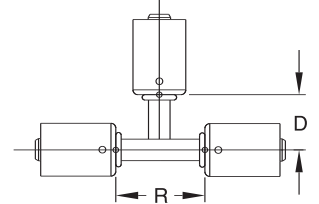
Splicer with In-Line Switch Port



SPECIFICATIONS

RB&H #	THREAD (IN.)	FITTING SIZE	HOSE SIZE	"D" DROP LENGTH (IN.)	"R" RUN LENGTH (IN.)
AC6201	N/A	6	6	0.88	1.75
AC6202	N/A	8	8	0.94	1.88
AC6203	N/A	10	10	1.00	2.00
AC6210	N/A	12	10	1.12	2.25
AC6204	N/A	12	12	1.12	2.25

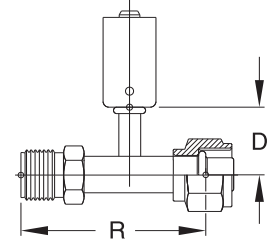
Universal T-Splicer Hose Three Ways



SPECIFICATIONS

RB&H #	THREAD (IN.)	FITTING SIZE	HOSE SIZE	"D" DROP LENGTH (IN.)	"R" RUN LENGTH (IN.)
AC6225	5/8 - 18	6	6	1.00	2.25
AC6226	3/4 - 16	8	6	1.12	2.75
AC6235	7/8 - 14	10	10	1.25	3.31
AC6236	1 1/16 - 14	12	10	1.44	3.88

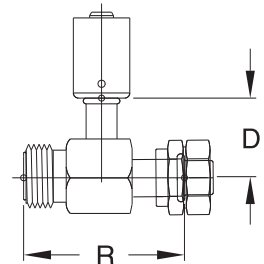
Universal T-Splicer Threaded Fittings



SPECIFICATIONS

RB&H #	THREAD (IN.)	FITTING SIZE	HOSE SIZE	"D" DROP LENGTH (IN.)	"R" RUN LENGTH (IN.)
AC6272STEEL	M22-1.5	M22	10	1.03	2.36

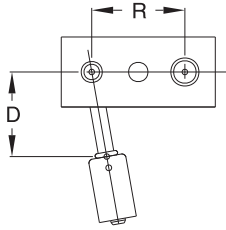
Dodge T-Splicer Suction Line Metric Threads



AIR CONDITIONING

BEADLOCK FITTINGS

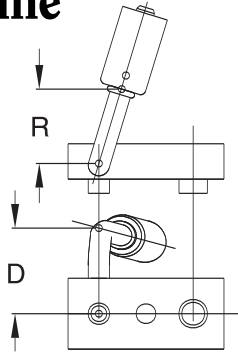
**Dodge T-Splicer
Liquid Line**



SPECIFICATIONS

RB&H #	THREAD (IN.)	FITTING SIZE	HOSE SIZE	"D" DROP LENGTH (IN.)	"R" RUN LENGTH (IN.)
AC6276STEEL	N/A	COND	6	1.58	1.66

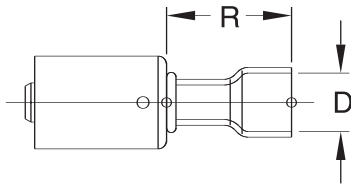
**Dodge T-Splicer
Liquid Line**



SPECIFICATIONS

RB&H #	THREAD (IN.)	FITTING SIZE	HOSE SIZE	"D" DROP LENGTH (IN.)	"R" RUN LENGTH (IN.)
AC6277STEEL	N/A	COND	6	1.63	1.66

**"Weld-On"
Beadlock Systems**

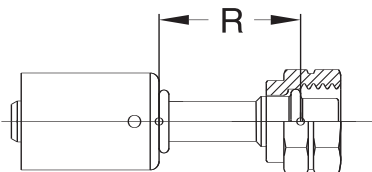


SPECIFICATIONS

RB&H #	HOSE SIZE	"D" TUBE O.D. (IN.)	"R" RUN LENGTH (IN.)
AC6601	6	3/8	2.00
AC6602	8	1/2	2.12
AC6603	10	5/8	2.25
AC6605	12	3/4	2.25
AC6604	12	3/4	2.37
AC6601*	6	3/8	2.00

* For aluminum parts.

**Straight Metric Threads
(M14 = 1/16"-18 THD)**



SPECIFICATIONS

RB&H #	THREAD (IN.)	FITTING SIZE	HOSE SIZE	"D" DROP LENGTH (IN.)	"R" RUN LENGTH (IN.)
AC9301	3/16 - 18	5	6	N/A	1.31
AC9302	M16 - 1.5	M16	6	N/A	1.31
AC9303	M18 - 1.5	M18	6	N/A	1.37
AC9304	M20 - 1.5	M20	6	N/A	1.44
AC9305	M20 - 1.5	M20	8	N/A	1.44
AC9306	M22 - 1.5	M22	10	N/A	1.69
AC9307	M24 - 1.5	M24	10	N/A	1.69
AC9308	M27 - 2.0	M27	12	N/A	1.81

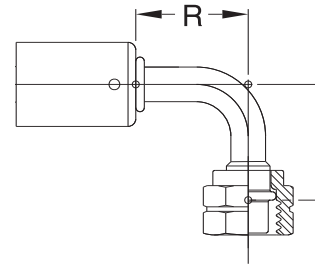
AIR CONDITIONING

BEADLOCK FITTINGS

SPECIFICATIONS

RB&H #	THREAD (IN.) (MM)	FITTING SIZE	HOSE SIZE	"D" DROP LENGTH (IN.)	"R" RUN LENGTH (IN.)
AC9321	9/16 - 18	5	6	1.12	1.25
AC9322	M16 - 1.5	M16	6	1.12	1.25
AC9323	M18 - 1.5	M18	6	1.12	1.25
AC9324	M20 - 1.5	M20	6	1.25	1.25
AC9325	M20 - 1.5	M20	8	1.37	1.44
AC9326	M22 - 1.5	M22	10	1.50	1.63
AC9327	M24 - 1.5	M24	10	1.50	1.63
AC9328	M27 - 2.0	M27	12	1.75	1.88

**90° Metric Threads
(M14 = 9/16"-18 THD)**



SPECIFICATIONS

RB&H #	THREAD (IN.)	DESCRIPTION	"D" DIAMETER (IN.)	"R" (IN.)
AC4041	N/A	-	.301	0.70
AC4042	N/A	Green O-Rings	.426	0.70
AC4043	N/A	Compatible with R134a	.551	0.70
AC4044	N/A	and lubricants	.676	0.70
AC4046	N/A	Sight glass	.364	0.70

O-Ring for R12 and R134a

