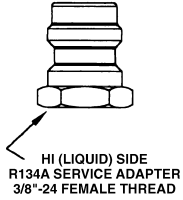


**AIR CONDITIONING**

**BEADLOCK FITTINGS**

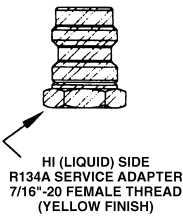
**Screw-on Adapters**

**R134a Service Port for Retrofit**



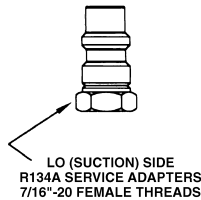
SPECIFICATIONS				
RB&H #	THREAD (IN.)	DESCRIPTION	"D" DIAMETER (IN.)	"R" RUN LENGTH (IN.)
AC6362	3/8 - 24	Permanently converts service to: Hi Side Port	N/A	N/A

**R134a Service for Retrofit**



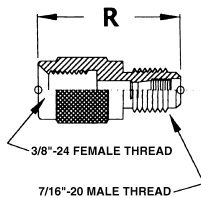
SPECIFICATIONS				
RB&H #	THREAD (IN.)	DESCRIPTION	"D" DIAMETER (IN.)	"R" RUN LENGTH (IN.)
AC6364	7/16 - 20	Permanently converts service to: Hi Side Port	N/A	N/A

**R134a Service for Retrofit**



SPECIFICATIONS				
RB&H #	THREAD (IN.)	DESCRIPTION	"D" DIAMETER (IN.)	"R" RUN LENGTH (IN.)
AC6363	7/16 - 20	Permanently converts service to: Lo Side Port	N/A	N/A

**R12 Service Port**



SPECIFICATIONS				
RB&H #	THREAD (IN.)	DESCRIPTION	"D" DIAMETER (IN.)	"R" RUN LENGTH (IN.)
AC6400	3/8 - 24 (Female)	Converts to 7/16 - 20 (Male) with Valve Core	N/A	1.44