

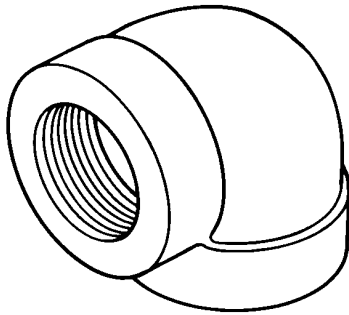
BLACK IRON PIPE

FITTINGS

Black Iron Pipe Fittings and Nipples Schedule 40 Fittings

Best if kept below 1,200 psi

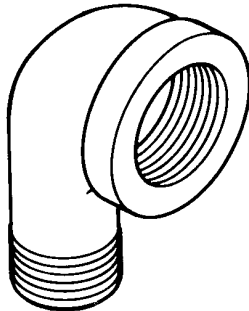
90° Elbow



SPECIFICATIONS

| RB&H # | SIZE (IN.) |
|-------------|------------|
| 1/8-90-EL | 1/8 |
| 1/4-90-EL | 1/4 |
| 3/8-90-EL | 3/8 |
| 1/2-90-EL | 1/2 |
| 3/4-90-EL | 3/4 |
| 1-90-EL | 1 |
| 1-1/4-90-EL | 1 1/4 |
| 1-1/2-90-EL | 1 1/2 |
| 2-90-EL | 2 |
| 3-90-EL | 3 |
| 4-90-EL | 4 |

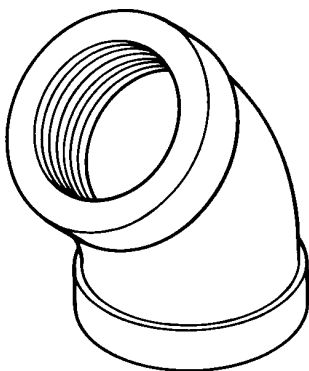
90° Street Elbow



SPECIFICATIONS

| RB&H # | SIZE (IN.) |
|----------------|------------|
| 1/8-90-ST-EL | 1/8 |
| 1/4-90-ST-EL | 1/4 |
| 3/8-90-ST-EL | 3/8 |
| 1/2-90-ST-EL | 1/2 |
| 3/4-90-ST-EL | 3/4 |
| 1-90-ST-EL | 1 |
| 1-1/4-90-ST-EL | 1 1/4 |
| 1-1/2-90-ST-EL | 1 1/2 |
| 2-90-ST-EL | 2 |
| 3-90-ST-EL | 3 |

45° Elbow



SPECIFICATIONS

| RB&H # | SIZE (IN.) |
|-------------|------------|
| 1/8-45-EL | 1/8 |
| 1/4-45-EL | 1/4 |
| 3/8-45-EL | 3/8 |
| 1/2-45-EL | 1/2 |
| 3/4-45-EL | 3/4 |
| 1-45-EL | 1 |
| 1-1/4-45-EL | 1 1/4 |
| 1-1/2-45-EL | 1 1/2 |
| 2-45-EL | 2 |
| 3-45-EL | 3 |
| 4-45-EL | 4 |

*Add /USA to RBH # for American made.

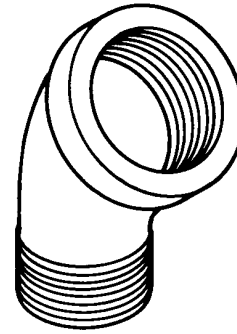
BLACK IRON PIPE

FITTINGS

SPECIFICATIONS

| RB&H # | SIZE (IN.) |
|----------------|------------|
| 1/8-45-ST-EL | 1/8 |
| 1/4-45-ST-EL | 1/4 |
| 3/8-45-ST-EL | 3/8 |
| 1/2-45-ST-EL | 1/2 |
| 3/4-45-ST-EL | 3/4 |
| 1-45-ST-EL | 1 |
| 1-1/4-45-ST-EL | 1 1/4 |
| 1-1/2-45-ST-EL | 1 1/2 |
| 2-45-ST-EL | 2 |

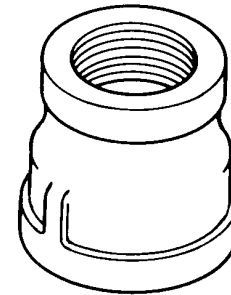
45° Street Elbow



SPECIFICATIONS

| RB&H # | SIZE (IN.) |
|----------------------|---------------|
| 1/4X1/8-RED-COUP | 1/4 x 1/8 |
| 3/8X1/4-RED-COUP | 3/8 x 1/4 |
| 1/2X1/8-RED-COUP | 1/2 x 1/8 |
| 1/2X1/4-RED-COUP | 1/2 x 1/4 |
| 1/2X3/8-RED-COUP | 1/2 x 3/8 |
| 3/4X1/4-RED-COUP | 3/4 x 1/4 |
| 3/4X3/8-RED-COUP | 3/4 x 3/8 |
| 3/4X1/2-RED-COUP | 3/4 x 1/2 |
| 1X3/8-RED-COUP | 1 x 3/8 |
| 1X1/2-RED-COUP | 1 x 1/2 |
| 1X3/4-RED-COUP | 1 x 3/4 |
| 1-1/4X1-RED-COUP | 1 1/4 x 1 |
| 1-1/2X3/4-RED-COUP | 1 1/2 x 3/4 |
| 1-1/2X1-RED-COUP | 1 1/2 x 1 |
| 1-1/2X1-1/4-RED-COUP | 1 1/2 x 1 1/4 |
| 2X3/4-RED-COUP | 2 x 3/4 |
| 2X1-RED-COUP | 2 x 1 |
| 2X1-1/4-RED-COUP | 2 x 1 1/4 |
| 2X1-1/2-RED-COUP | 2 x 1 1/2 |
| 3X2-RED-COUP | 3 x 2 |
| 3X2-1/2-RED-COUP | 3 x 2 1/2 |
| 4X2-RED-COUP | 4 x 2 |
| 4X3-RED-COUP | 4 x 3 |

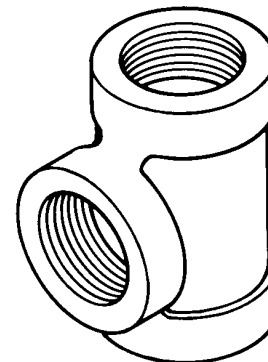
Reducing Couplings



SPECIFICATIONS

| RB&H # | SIZE (IN.) |
|-----------|------------|
| 1/8-TEE | 1/8 |
| 1/4-TEE | 1/4 |
| 3/8-TEE | 3/8 |
| 1/2-TEE | 1/2 |
| 3/4-TEE | 3/4 |
| 1-TEE | 1 |
| 1-1/4-TEE | 1 1/4 |
| 1-1/2-TEE | 1 1/2 |
| 2-TEE | 2 |
| 3-TEE | 3 |

Tees

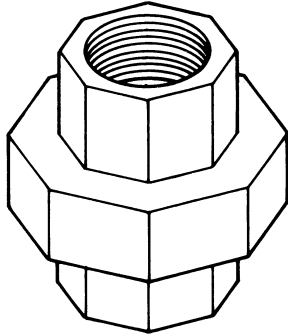


*Add /USA to RBH # for American made.

BLACK IRON PIPE

FITTINGS

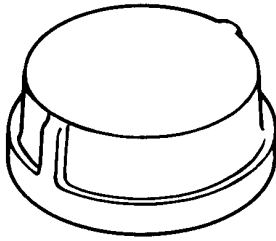
Unions



SPECIFICATIONS

| RB&H # | SIZE (IN.) |
|-------------|------------|
| 1/8-UNION | 1/8 |
| 1/4-UNION | 1/4 |
| 3/8-UNION | 3/8 |
| 1/2-UNION | 1/2 |
| 3/4-UNION | 3/4 |
| 1-UNION | 1 |
| 1-1/4-UNION | 1 1/4 |
| 1-1/2-UNION | 1 1/2 |
| 2-UNION | 2 |
| 2-1/2-UNION | 2 1/2 |
| 3-UNION | 3 |
| 4-UNION | 4 |

Caps

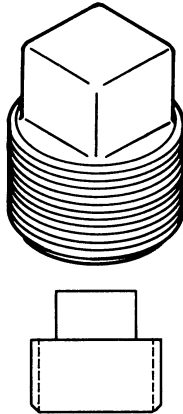


SPECIFICATIONS

| RB&H # | NPS (IN.) |
|-----------|-----------|
| 1/8-CAP | 1/8 |
| 1/4-CAP | 1/4 |
| 3/8-CAP | 3/8 |
| 1/2-CAP | 1/2 |
| 3/4-CAP | 3/4 |
| 1-CAP | 1 |
| 1-1/4-CAP | 1 1/4 |
| 1-1/2-CAP | 1 1/2 |
| 2-CAP | 2 |
| 3-CAP | 3 |

Plugs

SQUARE HEAD



SPECIFICATIONS

| RB&H # | SIZE (IN.) |
|------------|------------|
| 1/8-PLUG | 1/8 |
| 1/4-PLUG | 1/4 |
| 3/8-PLUG | 3/8 |
| 1/2-PLUG | 1/2 |
| 3/4-PLUG | 3/4 |
| 1-PLUG | 1 |
| 1-1/4-PLUG | 1 1/4 |
| 1-1/2-PLUG | 1 1/2 |
| 2-PLUG | 2 |
| 3-PLUG | 3 |
| 4-PLUG | 4 |

*Add /USA to RBH # for American made.

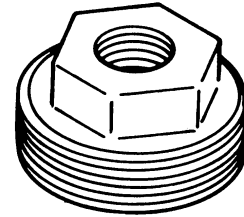
BLACK IRON PIPE

FITTINGS

SPECIFICATIONS

| RB&H # | SIZE (IN.) |
|------------------|---------------|
| 1/4X1/8-BUSH | 1/4 x 1/8 |
| 3/8X1/8-BUSH | 3/8 x 1/8 |
| 3/8X1/4-BUSH | 3/8 x 1/4 |
| 1/2X1/8-BUSH | 1/2 x 1/8 |
| 1/2X1/4-BUSH | 1/2 x 1/4 |
| 1/2X3/8-BUSH | 1/2 x 3/8 |
| 3/4X1/8-BUSH | 3/4 x 1/8 |
| 3/4X1/4-BUSH | 3/4 x 1/4 |
| 3/4X3/8-BUSH | 3/4 x 3/8 |
| 3/4X1/2-BUSH | 3/4 x 1/2 |
| 1X1/4-BUSH | 1 x 1/4 |
| 1X3/8-BUSH | 1 x 3/8 |
| 1X1/2-BUSH | 1 x 1/2 |
| 1X3/4-BUSH | 1 x 3/4 |
| 1-1/4X3/8-BUSH | 1 1/4 x 3/8 |
| 1-1/4X1/2-BUSH | 1 1/4 x 1/2 |
| 1-1/4X3/4-BUSH | 1 1/4 x 3/4 |
| 1-1/2X1/4-BUSH | 1 1/2 x 1/4 |
| 1-1/2X1/2-BUSH | 1 1/2 x 1/2 |
| 1-1/2X3/4-BUSH | 1 1/2 x 3/4 |
| 1-1/2X1-1/4-BUSH | 1 1/2 x 1 1/4 |
| 2X1/4-BUSH | 2 x 1/4 |
| 2X3/8-BUSH | 2 x 3/8 |
| 2X1/2-BUSH | 2 x 1/2 |
| 2X1-BUSH | 2 x 1 |
| 2X1-1/4-BUSH | 2 x 1 1/4 |
| 2X1-1/2-BUSH | 2 x 1 1/2 |
| 2-1/2X2-BUSH | 2 1/2 x 2 |
| 3X1-1/2-BUSH | 3 x 1 1/2 |
| 3X2-BUSH | 3 x 2 |
| 3X2-1/2-BUSH | 3 x 2 1/2 |
| 4X3-BUSH | 4 x 3 |

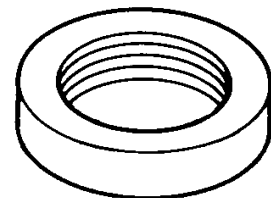
Hex Bushings



SPECIFICATIONS

| RB&H # | SIZE (IN.) |
|-----------------|------------|
| 1/8-MERC-COUP | 1/8 |
| 1/4-MERC-COUP | 1/4 |
| 3/8-MERC-COUP | 3/8 |
| 1/2-MERC-COUP | 1/2 |
| 3/4-MERC-COUP | 3/4 |
| 1-MERC-COUP | 1 |
| 1-1/4-MERC-COUP | 1 1/4 |
| 1-1/2-MERC-COUP | 1 1/2 |
| 2-MERC-COUP | 2 |
| 3-MERC-COUP | 3 |
| 4-MERC-COUP | 4 |

Merchant Couplings



*Add /USA to RBH # for American made.