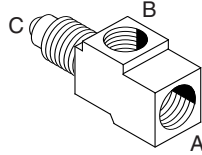


BRASS FITTINGS

HYDRAULIC BRAKE FITTINGS

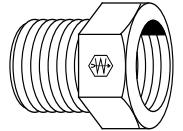
SPECIFICATIONS			
RB&H #	INVERTED SEAT "A" (IN.)/(MM.)	MALE "B" (IN.)	THREAD (IN.)/(MM.)
7918	3/16 (M10X1.0)	3/16 (3/8 - 24)	3/16 (M10X1.0)
7919	3/16 (M10X1.0)ISO	3/16 (3/8 - 24)	3/16 (M10X1.0)ISO
7920	3/16 (M10X1.5)	3/16 (3/8 - 24)	3/16 (M10X1.5)
7921	3/16 (M12X1.0)	3/16 (3/8 - 24)	3/16 (M12X1.0)
7922	3/16 (M13X1.5)	3/16 (3/8 - 24)	3/16 (M13X1.5)

**Metric
Towed
Trailer
Brake Tee**



SPECIFICATIONS		
RB&H #	INV. SEAT (IN.)	MAZLE THREAQD (IN.)
1074	5/16	1/2 - 20*
1441	3/16	3/8 - 24
7727	1/4	1/2 - 20*
7732	1/4	7/16 - 20*
7771	5/16	3/8 M.P.
7817	3/16	1/2 - 20*
7818	3/16	7/16 - 24 (1/4 inv.)
7828	1/4	3/8 - 24* (3/16 inv.)
7829	1/4	1/2 - 20 (5/16 inv.)
7897	3/16	1/2 - 20 (5/16 inv.)
7908	1/4	9/16 - 18
7909	3/16	1/2 - 20
7910	3/16	9/16 - 20
7911	3/16	9/16 - 18
7912	3/16 (9/16 - 18)	1/2 - 20
7913	3/16 (1/2 - 20)	9/16 - 18
7915	1/4 (5/8 - 18)	1/2 - 20
7916	1/4 (1/2 - 20)	5/8 - 18
7917	(1/2 - 20)	7/16 - 24

**Adapter Male
to Female
Inverted
Flare
(DUAL MASTER
CYLINDER)**

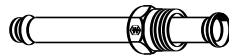


* Sealing surface on hex face

FUEL & OIL LINE FITTINGS

SPECIFICATIONS			
RB&H #	LENTH (IN.)	TUBE SIZE (IN.)	MALE INV. (IN.)
1428	4 1/2	5/16	5/16
1429	4 1/2	3/8	3/8

**Transmission
Oil Coolant
Line Adapter**



SPECIFICATIONS			
RB&H #	HOSE I.D. (IN.)	MALE INV. (IN.)	REFERENCE #
1598	5/16	1/4	05705B-1598
1560	5/16	5/16	05705B-1560
1561	5/16	3/8	05705B-1561
1568	3/8	5/16	05706B-1568
1570	3/8	3/8	05705B-1570

**Fuel & Oil Line Fittings
Male Inverted
Connector**



SPECIFICATIONS			
RB&H #	HOSE I.D. (IN.)	MALE INV. (IN.)	REFERENCE #
1403	1/4	1/4	05704B-B64
1405	5/16	5/16	05705B-B65
1407	3/8	3/8	05706B-B66

**Inverted Male
Elbow Swivel**

