

INDUSTRIAL HOSE & FITTINGS









COUPLINGS

Cam and Groove Couplings

ALUMINUM-(JDAL)

Stainless Steel, Brass, and Synthetic
Polymers also available.

SPECIFICATIONS

	Male Adapter x Female NPT	Female x Male NPT	Female Coupling x Hose Shank	Female x Female NPT	Male Adapter x Hose Shank	Male Adapter x Male NPT	Dust Cap	Dust Plug
								
SIZE	TYPE A	TYPE B	TYPE C	TYPE D	TYPE E	TYPE F	TYPE V	TYPE DP
3/4	AL-3/4-A	AL-3/4-B	AL-3/4-C	AL-3/4-D	AL-3/4-E	AL-3/4-F	AL-3/4-V	AL-3/4-W
1	AL-1-A	AL-1-B	AL-1-C	AL-1-D	AL-1-E	AL-1-F	AL-1-V	AL-1-W
1 1/4	AL-1-1/4-A	AL-1-1/4-B	AL-1-1/4-C	AL-1-1/4-D	AL-1-1/4-E	AL-1-1/4-F	AL-1-1/4-V	AL-1-1/4-W
1 1/2	AL-1-1/2-A	AL-1-1/2-B	AL-1-1/2-C	AL-1-1/2-D	AL-1-1/2-E	AL-1-1/2-F	AL-1-1/2-V	AL-1-1/2-W
2	AL-2-A	AL-2-B	AL-2-C	AL-2-D	AL-2-E	AL-2-F	AL-2-V	AL-2-W
2 1/2	AL-2-1/2-A	AL-2-1/2-B	AL-2-1/2-C	AL-2-1/2-D	AL-2-1/2-E	AL-2-1/2-F	AL-2-1/2-V	AL-2-1/2-W
3	AL-3-A	AL-3-B	AL-3-C	AL-3-D	AL-3-E	AL-3-F	AL-3-V	AL-3-W
4	AL-4-A	AL-4-B	AL-4-C	AL-4-D	AL-4-E	AL-4-F	AL-4-V	AL-4-W
6	AL-6-A	AL-6-B	AL-6-C	AL-6-D	AL-6-E	AL-6-F	AL-6-V	AL-6-W

Strainers

STANDARD PIPE THREAD



SPECIFICATIONS

SIZE	ROUND RB&H #	SQUARE RB&H #
1 1/2	RHS-20/D	SHS-20/D
2	RHS-25/D	SHS-25/D
3	RHS-35/D	SHS-30/D
4	RHS-40/D	SHS-40/D
6	RHS-60/D	SHS-60/D

Gaskets

FOR CAM & GROOVE



Buna-N

SPECIFICATIONS

SIZE	RB&H #
3/4	B01
1	B02
1 1/4	B03
1 1/2	B04
2	B05
2 1/2	B06
3	B07
4	B08
6	B10

INDUSTRIAL HOSE & FITTINGS

COUPLINGS

Water Couplings

DEFINITIONS

ABBREVIATION	THREAD NAME
NPT	National Pipe Tapered
NPS	National Pipe Straight
NST	National Standard Thread

DEFINITIONS

ABBREVIATION	THREAD NAME
GHT	Garden Hose Thread
SIPT	Straight Iron Pipe Thread

King Short Shank Pin Lug



SPECIFICATIONS

SIZE (IN.)	RB&H #
1 1/2" SIPT	BAS-63/D
1 1/2" NST	S63N/D
2" SIPT	BAS-78/D
2 1/2" SIPT	BAS-93/D
3" SIPT	BAS-111/D
4" SIPT	BAS-123/D
6" SIPT	BAS-183/D

Brass Hose Nozzles



SPECIFICATIONS

RB&H #
NOZZLE-3/4
NOZZLE-1-1/2-NPS
NOZZLE-1-1/2-NST
NOZZLE-2-1/2-NPS
NOZZLE-2-1/2-NST

King Combination Nipples Plated

FOR LOW PRESSURE DISCHARGE & SUCTION SERVICE



SPECIFICATIONS

MALE NPT THREAD (IN.)	RB&H #
1/2	STC-1/D
3/4	STC-5/D
1	STC-10/D
1 1/4	STC-15/D
1 1/2	STC-20/D
2	STC-25/D
2 1/2	STC-30/D
3	STC-35/D
4	STC-40/D
6	STC-60/D

Brass Hydrant Adapters



SPECIFICATIONS

RB&H # (MALE X FEMALE)
2-1/2NSTX3/4GHT
2-1/2NSTX3/4NPT
2-1/2NSTX1-1/2NST
2-1/2NSTX2NPT

Hydrant Wrench

RB&H PART #: HYDRANT-WRENCH

Heavy duty adjustable hydrant wrench, for pentagon hydrant nuts up to 1 3/4" from point to flat. Also notched to fit 1 1/2" square hydrant nut.



Hose Menders

SHANK TYPE—ZINC PLATED STEEL



SPECIFICATIONS

SIZE (IN.)	RB&H #
1/2	DM-1/D
3/4	DM-6/D
1	DM-11/D
1 1/4	DM-16/D
1 1/2	DM-21/D
2	DM-26/D
2 1/2	DM-31/D
3	DM-36/D
4	DM-46/D
6	DM-66/D

Male Boss Stem—Air, Water

Recommended for up to 45°F. Male Pipe NPT Threads.



SPECIFICATIONS

SIZE (IN.)	RB&H #
3/8	MS-C/D
1/2	MS-1/D
3/4	MS-6/D
1	MS-11/D

INDUSTRIAL HOSE & FITTINGS







COUPLINGS

SAFETY ALERT


Steam Couplings
GROUND JOINT SWIVEL, PLATED STEEL

Non metallic polymer seat is not subject to corrosion and offers resistance to chemicals and steam found in manufacturing facilities.

SPECIFICATIONS

	Coupling With Female Spud	Stem	Wing Nut	Female Spud	Male Spud	Double Spud
						
NPT	RB&H #	RB&H #	RB&H #	RB&H #	RB&H #	RB&H #
3/8	GF-3/D	GCA/D	CB/D	GCC/D	GMC/D	—
1/2	GF-6/D	GB-1/D	B-2/D	GB-3/D	GM-3/D	GDB-3/D
3/4	GF-26/D	GB-6/D	B-12/D	GB-8/D	GM-8/D	GDB-13/D
1	GF-36/D	GB-11/D	B-12/D	GB-13/D	GM-13/D	GDB-13/D

SPECIFICATIONS

SIZE (IN.)	O.D. FROM	O.D. TO	RB&H #	TORQUE	
1/8	44/64	56/64	CD/D	6	
1/2	52/64	60/64	DD/D	6	
1/2	60/64	1 1/64	B-4/D	12	
1/2	1 1/64	1 12/64	B-5/D	12	
3/4	1 10/64	1 18/64	BU-9S/D	21	
3/4	1 12/64	1 20/64	BU-9/D	21	
3/4	1 20/64	1 32/64	B-9/D	21	
3/4	1 32/64	1 44/64	B-10/D	21	
1	1 34/64	1 46/64	BU-14/D	21	
1	1 44/64	1 60/64	B-14/D	21	
1	1 60/64	2 9/64	B-15/D	21	
1 1/4	1 32/64	1 50/64	BU-18/D	40	
1 1/4	1 50/64	2 9/64	BU-19/D	40	
1 1/4	2 8/64	2 24/64	B-19/D	40	
1 1/2	1 52/64	2	BU-22/D	40	
1 1/2	2	2 14/64	B-22/D	40	
1 1/2	2 12/64	2 24/64	BU-24/D	40	

2 bolt

4 bolt steam

**Heavy Duty
Hose Clamps
Steam & Air**

The bolts used in the "Boss" interlocking clamps are not standard bolts. These bolts can be re-torqued, but it is not recommended that they be reused. Do not lubricate nuts and bolts.

SAFETY ALERT